



Showcasing research from Professor Reyes' group, Department of Chemistry, Universidad Nacional de Colombia, Bogota, Colombia.

Watch out electrons!: positron binding redefines chemical bonding in  $\text{Be}_2$

Building on previous studies showing that a positron can stabilize repelling anions *via* positron bonds, this work reveals that a positron can also bind two weakly bound neutral atoms. The binding arises from an exotic mechanism: upon positron attachment, the dimer's electronic structure becomes repulsive at all internuclear distances. The positron stabilizes this repulsive system through two distinct mechanisms - forming a positron bond at long internuclear distances and, near equilibrium, through an unusual accumulation of positron density in the outer internuclear region.

Image reproduced by permission of Andrés Reyes from *Chem. Sci.*, 2025, **16**, 22322.

As featured in:



See Andrés Reyes *et al.*, *Chem. Sci.*, 2025, **16**, 22322.

Cite this: *Chem. Sci.*, 2025, 16, 22322

All publication charges for this article have been paid for by the Royal Society of Chemistry

## Watch out electrons!: positron binding redefines chemical bonding in Be<sub>2</sub>

Rafael Porras-Roldan,<sup>a</sup> Jorge Charry,<sup>b</sup> Felix Moncada,<sup>c</sup> Roberto Flores-Moreno,<sup>d</sup> Márcio T. do N. Varella<sup>e</sup> and Andrés Reyes<sup>\*a</sup>

Positrons, the antiparticles of electrons, serve as unique probes for fundamental interactions and are crucial in diverse applications. We present a new mechanism in chemical bonding: the formation of a positron-driven bond that fundamentally alters electronic bonding interactions. Investigating the Be<sub>2</sub> dimer with Quantum Monte Carlo (QMC) simulations, we construct the potential energy curve of e<sup>+</sup>:Be<sub>2</sub>. Our analysis reveals a significant energetic stabilization of the Be–Be bond upon positron attachment, a result that challenges conventional understanding. We show this stabilization arises from a novel, two-stage mechanism: at longer distances, a positron bond forms *via* internuclear positron accumulation, similar to that in positron–anion systems. However, as the atoms approach equilibrium, the positron density undergoes a unique redistribution, moving out of the internuclear region to accumulate in the outer molecular vicinity. This distinct positron localization, combined with an otherwise repulsive electronic component, leads to overall system stabilization as the electron density dynamically follows the positron. This work expands our understanding of chemical bonding by strongly suggesting how an antiparticle can profoundly influence molecular stability.

Received 30th July 2025

Accepted 23rd October 2025

DOI: 10.1039/d5sc05711f

rsc.li/chemical-science

## 1 Introduction

The positron, the electron's antiparticle, annihilates upon contact with an electron, yielding lifetimes ranging from 10<sup>−1</sup> to 10<sup>2</sup> nanoseconds.<sup>1,2</sup> This pair annihilation serves as a key signature of positron presence in the matter world and is exploited across physics,<sup>2,3</sup> materials science,<sup>4–6</sup> chemistry,<sup>1,7</sup> and various technological and medical applications.<sup>3,8–10</sup> In recent years, positronium imaging<sup>11,12</sup> has emerged as a new medical technique, complementary to positron emission tomography (PET), based on measuring differences in positronium lifetimes to gather information about the surrounding environment of positronium in living tissues. Therefore, it is crucial to simulate positron–matter interactions to refine the interpretation of emerging positron-based applications. Before annihilation, positrons can form bound states with matter systems, either free electrons, atoms, or molecules. Indirect detection *via* the vibrational Feshbach resonance (VFR)

technique has identified positron binding energies, hereafter called positron affinities (PAs), up to 275 meV in approximately 100 molecules, including nonpolar species.<sup>13–15</sup> The technique exploits the fact that higher electron–positron annihilation rates are observed when a vibrationally excited positron–molecule complex is formed, *i.e.*, when the kinetic energy of the positron resonates with the vibrational frequencies of the complex, based either on dipolar<sup>16</sup> or non-dipolar<sup>17</sup> positron–molecule coupling. Consequently, PAs can be inferred from redshifts of the annihilation resonances with respect to the infrared vibrational spectrum of the isolated molecule.

Although the VFR technique cannot be used to measure atomic PAs, due to the absence of vibrational degrees of freedom, theoretical predictions suggest a broader range of positron-binding species. In general, accurate predictions of positron affinities remain challenging, requiring high-level computational methods to reliably determine the magnitude of the PA.<sup>18–24</sup> In some cases, such as nonpolar molecules, even predicting the existence of binding can itself be difficult.<sup>22</sup> Theoretical studies have also extended the findings to polar molecules not considered in experiments, revealing significantly higher positron affinities, up to 1 eV, in highly dipolar systems such as alkali hydrides.<sup>25</sup> In all those cases, the complexes are formed by positron binding to stable atomic or molecular targets accompanied by a mild relaxation of the underlying electronic structure.

Recent investigations have expanded from positron binding to positron bonding. In the latter case, otherwise unstable

<sup>a</sup>Department of Chemistry, Universidad Nacional de Colombia, Av. Cra 30 45-03, Bogotá, Colombia

<sup>b</sup>Luxembourg Researchers Hub asbl, 223 Rue de Luxembourg, L-4222, Esch-sur-Alzette, Luxembourg

<sup>c</sup>Department of Physics, AlbaNova University Center, Stockholm University, 106 91, Stockholm, Sweden

<sup>d</sup>Departamento de Química, Universidad de Guadalajara, Blvd. Marcelino García Barragán 1421, Col Olímpica, Guadalajara Jal., C.P. 44430, Mexico

<sup>e</sup>Instituto de Física, Universidade de São Paulo, Rua do Matão 1731, 05508-090 São Paulo, Brazil. E-mail: areyesv@unal.edu.co



purely electronic systems are stabilized by the formation of positronic bonds. Those studies have pointed out that positronic bonding interactions are similar to the electronic counterparts, enabling the binding of repelling anions, occasionally forming thermodynamically stable molecules. The formation of one-positron ( $1e^+$ ) bonding is predicted between pairs of anions such as  $F^-$ ,  $Cl^-$ ,  $Br^-$ ,<sup>26,27</sup>  $CN^-$ , and  $CNO^-$ .<sup>27</sup> Similarly, predictions exist for  $1e^+$  bonding between two  $H^-$  anions,<sup>23,27–30</sup> however, exact DMC calculations by Bressanini<sup>31</sup> have demonstrated that the  $e^+[H_2^{2-}]$  system is energetically favorable compared to its dissociation into  $H^- + PsH$ , with a binding energy of 23.5 (1) mhartree. Below 3.2 bohrs, the system becomes unstable and decays into  $H_2 + Ps^-$ . Additionally, two-positron ( $2e^+$ ) bonds have been reported in dihydride,<sup>32,33</sup> trihydride,<sup>34</sup> and dihalide complexes.<sup>35</sup>

The discovery of positron-bonded systems has attracted considerable interest among physicists and chemists, who are actively investigating the nature of these bonds,<sup>32,33</sup> developing theoretical approaches to predict new systems, and designing experimental strategies for their production and detection. A major breakthrough occurred in 2023 with the potential experimental formation of the  $F^-e^+F^-$  complex as part of the mechanism for molecular ion desorption from LiF crystals irradiated with positrons,<sup>36</sup> in consistency with the prediction made by some of us in 2020.<sup>26</sup>

However, the experimental realization and detection of  $e^+$ -bonded systems in the gas phase remain challenging. The manipulation of anions and positrons to form bonded complexes presents significant technical difficulties. Additionally, detecting these complexes *via* the VFR technique is not possible because it requires energy transfer to vibrational modes of the purely electronic molecule, which are absent in the repulsive dianionic systems.

Taking currently available experimental techniques into account, such as VFR, the realization of positron-bonded systems would be more feasible for positively charged complexes, *i.e.*, neutral electronic fragments stabilized by a positron bond. While these bonds have so far been primarily predicted for negatively charged electronic fragments, neutral molecules emerge as viable systems for detection of positron bonding, at least in principle. A key advantage lies in considering non-reactive, neutral systems that typically do not tend to form conventional chemical bonds but are rather stabilized by intermolecular interactions. Such systems would favor the observation of positron bonds, which generally display lower energies than regular electronic bonds, between 10 to 20 kcal mol<sup>-1</sup>.<sup>26,28</sup> Furthermore, studying positron bonding in neutral systems could circumvent difficulties encountered with their anionic counterparts. Anionic positron-bonded species require bonding species with positive positronium binding energies ( $PsBE > 0$ ) for thermodynamic stability, as this condition prevents dissociation into free positronium. This stringent requirement significantly narrows the range of viable candidates for anionic positron-bonded systems.

Although neutral apolar molecules emerge as the natural starting point in the quest to identify neutral candidates for positron bonding, the positronic complexes formed with

covalently bonded molecules usually show considerably delocalized positronic densities around the molecular core, for example, with aliphatic or aromatic complexes.<sup>15</sup>

This poses a significant challenge because positron bonding relies on positron localization in the internuclear regions.<sup>26,28</sup> Insufficient localization may lead to low bond energies, comparable in magnitude with dispersion-dominated interactions, which are typically in the range of 2–10 kcal mol<sup>-1</sup>,<sup>37,38</sup> thus making it difficult to distinguish positron bonding from electronic intermolecular forces.

In contrast, neutral polar molecules, characterized by positive–negative (p–n) poles, exhibit higher PAs and positronic densities located around the negative pole, for example, in alkali hydrides or alkaline earth oxides.<sup>39</sup> In that case, the interaction of a positron with two polar molecules could result in the formation of an energetically stable p–n $\cdots$ e $^+$  $\cdots$ n–p bond; the stabilization from the positron interaction would need to counterbalance the sum of the dipole–dipole interactions (n–p $\cdots$ n–p) and the PA of the dipole-bonded complex, e $^+$ :n–p $\cdots$ n–p. As a consequence, positronic bond formation in such a strongly dipole–dipole bonded compound would require positron-induced structural rearrangements, similar to those found in the electron-induced binding in MX–MX systems.<sup>40</sup> The rearrangements could involve high-energy barriers, as well as time scales comparable to the annihilation lifetimes, thus hindering positron bond formation and detection.

Alkaline-earth (AE) atoms are recognized for their ability to form stable dimers.<sup>41–44</sup> Typically, AE dimers exhibit van der Waals (vdW) interactions at large internuclear separations (more complex bonding mechanisms emerge at shorter separations), with a binding energy of less than 5 kcal mol<sup>-1</sup>. AE atoms also have positive PAs,<sup>45</sup> thus making AE dimers attractive candidates for positron bonding in neutral systems. However, these dimers pose challenges to theory and computation. Accurate calculations of their atomic PAs are inherently difficult due to the weak electron–positron correlation effects at long-range separation from the nuclei,<sup>23,45–48</sup> and even obtaining potential energy curves (PECs) for the diatomic complexes demands advanced electron–electron correlated methods to account for both static and dynamical correlation.<sup>42,49–51</sup>

Recent work by Upadhyay *et al.*<sup>45</sup> highlights the challenges associated with calculating positron affinities (PA) for some neutral apolar systems, including small AE complexes, where a Hartree–Fock (HF) reference is well-known to provide unbound states. They primarily examined the suitability of various configuration-interaction (CI) trial wavefunctions for Diffusion Monte Carlo (DMC), finding that DMC with a single determinant (SD) and a Jastrow factor can properly predict the PAs in  $Be_n$ ,  $Mg_n$  systems compared to multi-determinant (MD) ansatzes. It is important to note, however, that their study did not extend to an investigation of the physicochemical properties of these systems themselves nor the positron binding mechanisms in those systems.

To delve into a possible positron bond in the  $Be_2$  dimer we first derive an expression to estimate the change in the bond energy (BE) of the  $Be_2$  dimer (dissociating into  $Be + Be$ ) after binding a positron to form the positronic complex  $e^+:Be_2$



(dissociating into  $e^+:\text{Be} + \text{Be}$ ). We define the PA for the beryllium atom as

$$\text{PA}[\text{Be}] = E[\text{Be}] - E[e^+:\text{Be}] \quad (1)$$

*i.e.*, the negative value of the energy change upon positron attachment to neutral Be. The bond energies at the arbitrary internuclear distances  $R$  are given by:

$$\text{BE}[\text{Be}_2(R)] = 2E[\text{Be}] - E[\text{Be}_2(R)] \quad (2)$$

$$\text{BE}[e^+:\text{Be}_2(R)] = E[\text{Be}] + E[e^+:\text{Be}] - E[e^+:\text{Be}_2(R)] \quad (3)$$

Taking the difference of the above equations and rearranging the terms, we obtain:

$$\text{BE}[e^+:\text{Be}_2(R)] - \text{BE}[\text{Be}_2(R)] = \text{PA}[\text{Be}_2(R)] - \text{PA}[\text{Be}] \quad (4)$$

where  $\text{PA}[\text{Be}_2(R)]$  is also denoted vertical positron affinity,  $\text{VPA}(R)$ . Employing the MD-DMC PA values reported by Upadhyay *et al.* for Be (91 meV) and  $\text{Be}_2$  (445 meV),<sup>45</sup> calculated at the experimental bond length of 2.453603 Å, we find that positron binding to  $\text{Be}_2$  results in the energetic strengthening of the Be-Be bond by 354 meV.

Such an unexpected result raises fundamental inquiries about its origin as well as the effects of positron binding on other properties of the diatomic system, including equilibrium distance, force constant, vibrational states, electronic structure, electron density, and positron density distribution. In this work, we investigate some of these unexplored aspects to describe the bonding mechanism in the positronic Be dimer,  $e^+:\text{Be}_2$ , using QMC methods.

We initially determine potential energy curves (PECs) for  $\text{Be}_2$  and  $e^+:\text{Be}_2$  to assess the impact of positron binding on equilibrium distances, binding energies, force constants, vibrational states, and changes in PA along the PEC. Subsequently, we perform a simple energy decomposition of the QMC total energies of  $\text{Be}_2$  and  $e^+:\text{Be}_2$  to elucidate the nature of positron affinity along the PEC. This analysis helps us to distinguish electronic bonding interactions from positron binding ones. Finally, we evaluate the impact of positron binding on the electron density along the PEC and investigate the positron density itself along the PEC. Together with energy component analysis, this helps us discern whether stabilization is due to the formation of positron bonds or other binding mechanisms.

## 2 Methods

This study utilizes diverse theoretical approaches previously reported by some of the authors in related positronic studies.<sup>23</sup> Here, we briefly review the key elements of such methods.

### 2.1 Hamiltonian

The non-relativistic Hamiltonian of a system comprised of  $N_e^-$  electrons, one positron, and  $N_c$  classical nuclei can be written under the Born-Oppenheimer approximation as:

$$\hat{H} = -\sum_i^{N_e^-} \frac{1}{2} \nabla_i^2 - \sum_i^{N_e^-} \sum_A^{N_c} \frac{Z_A}{|\mathbf{r}_i - \mathbf{R}_A|} + \sum_i^{N_e^-} \sum_{j>i}^{N_e^-} \frac{1}{|\mathbf{r}_i - \mathbf{r}_j|} - \frac{1}{2} \nabla_k^2 + \sum_A^{N_c} \frac{Z_A}{|\mathbf{r}_k - \mathbf{R}_A|} - \sum_i^{N_e^-} \frac{1}{|\mathbf{r}_i - \mathbf{r}_k|} + \sum_A^{N_c} \sum_{B>A}^{N_c} \frac{Z_A Z_B}{|\mathbf{R}_A - \mathbf{R}_B|} \quad (5)$$

Here,  $i, j$  and  $k$  are indices for the electrons and positron, respectively, while capital letters are used to denote nuclear indices.  $\mathbf{r}$  denotes the Cartesian coordinates of electrons and positrons and  $\mathbf{R}$  is used for the position of the fixed nuclei. The masses and charges of the quantum particles are expressed in atomic units, while  $Z$  is used for the nuclear charges.

### 2.2 Quantum Monte Carlo

The time-independent Schrödinger equation for the above molecular electron-positron Hamiltonian can be numerically solved *via* stochastic techniques<sup>52-54</sup> through the integration of a given trial wavefunction. Among the most common techniques, variational Monte Carlo (VMC) and diffusion Monte Carlo (DMC) methods for electron-positron molecular systems were previously extended and implemented in the QMeCha code.<sup>23,55</sup>

In VMC, the stochastic integration of the energy functional is carried out with the Metropolis-Hastings algorithm<sup>56,57</sup> over a trial variational wavefunction.

For this work, we employed the molecular orbital ansatz as the trial wavefunction,<sup>23</sup> which consists of a Slater determinant for the electronic part, a Jastrow factor to describe explicit correlation between all particles, and a positronic orbital as

$$\Psi = \det[\mathbf{S}_{e\uparrow}] \det[\mathbf{S}_{e\downarrow}] \det[\mathbf{S}_p] e^{\mathcal{J}(\vec{r}, \vec{r}^p; \vec{R})}, \quad (6)$$

where  $\mathbf{S}_{e\uparrow}$  and  $\mathbf{S}_{e\downarrow}$  are the electronic Slater matrices associated to spin-up and spin-down electrons,  $\mathbf{S}_p$  is the corresponding matrix for the positron, and  $e^{\mathcal{J}}$  is the Jastrow factor. A more detailed description of the Jastrow factor is found in ref. 23. Here we summarize five terms describing, respectively, the electron-nucleus ( $\mathcal{J}_c^{\text{en}}(\vec{r}^e, \vec{R})$ ), positron-nucleus ( $\mathcal{J}_c^{\text{pn}}(\vec{r}^p, \vec{R})$ ), electron-electron ( $\mathcal{J}_c^{\text{ee}}(\vec{r}^e)$ ), and electron-positron ( $\mathcal{J}_c^{\text{ep}}(\vec{r}^e, \vec{r}^p)$ ) cusps, and a term that describes the dynamical correlation between the fermionic particles in the field of the nuclei ( $\mathcal{J}_{3/4}(\vec{r}^e, \vec{r}^p; \vec{R})$ ), which is an extension of the one defined in ref. 58. For particle pairs with the same charge, the Jastrow is built with slowly decaying functions, while for particles with opposite charges, a faster decaying cusp function is employed. Finally, the dynamical Jastrow factor<sup>23,58</sup> is written as a linear combination of products of non-normalized atomic orbitals.

$$\mathcal{J}(\vec{r}^e, \vec{r}^p; \vec{R}) = \mathcal{J}_c^{\text{en}}(\vec{r}^e, \vec{R}) + \mathcal{J}_c^{\text{pn}}(\vec{r}^p, \vec{R}) + \mathcal{J}_c^{\text{ee}}(\vec{r}^e) + \mathcal{J}_c^{\text{ep}}(\vec{r}^e, \vec{r}^p) + \mathcal{J}_{3/4}(\vec{r}^e, \vec{r}^p; \vec{R}) \quad (7)$$

All the parameters of the wavefunctions are variationally optimized with the stochastic reconfiguration method.<sup>59,60</sup> The optimized VMC wavefunction is then used as the DMC<sup>52</sup> trial wavefunction to better describe the dynamical correlation among the particles. In the long-time limit, DMC can converge



towards the exact ground state through a time evolution of the wavefunction in imaginary time.<sup>52</sup> Nevertheless, it suffers from the sign problem, which appears for fermionic systems, making it necessary to constrain the nodal surface of the wavefunction, commonly known as the fixed-node approximation.<sup>61</sup> Yet, it can be shown that FN-DMC, at least in the formalism employed here, is variational with respect to the quality of nodal surfaces, which here are defined by the optimized trial wavefunctions.

### 3 Computational details

VMC and DMC calculations were performed using the QMeCha quantum Monte Carlo package,<sup>23,55</sup> which is available on GitHub under an academic license.

The electronic and positronic wavefunctions for all systems were constructed using a (15s5p2d) primitive Gaussian-type function (GTFs) basis, contracted to [3s3p2d]. The initial electronic basis set parameters were adopted from the aug-cc-pVTZ basis set.<sup>62</sup> Then, wavefunction optimization was carried out for all variational parameters on each system independently, using the stochastic reconfiguration method.<sup>58</sup> This process involved variationally optimizing 414 non-zero parameters for Be<sub>2</sub> and 562 non-zero parameters for e<sup>+</sup>:Be<sub>2</sub>. For VMC stochastic integration, 128 walkers were employed over 100 blocks, with each block consisting of 1000 steps.

Fixed-node DMC calculations were performed with an imaginary time step of 0.001 a.u., using 6400 walkers with 5000 blocks of length 100. DMC density plots were generated by counting the number of particles within each weighted configuration on a three-dimensional grid. For DMC, we performed an energy decomposition analysis, which required storing the weighted averages for each local energy component, according to the estimated MC expectation values of the operators of the molecular Hamiltonian (eqn (5)). We note that the distribution of the DMC energetic components exhibits large fluctuations, as indicated by their estimated error bars, due to the divergences on the kinetic and Coulomb potential operators, which compensate each other when computing the total energies. Therefore, only general trends should be interpreted along the PECs.

## 4 Results and discussion

### 4.1 Be and e<sup>+</sup>:Be energy data

We start by analyzing positron binding to a beryllium atom from the energies of Be and e<sup>+</sup>:Be obtained with the VMC and DMC methods.

The calculated energies and PAs, along with the data from previous computational studies, are presented in Table 1. Our calculated VMC and DMC affinities for atomic Be are 56 ± 6 meV, 104 ± 4 meV, respectively. Although our DMC value is in agreement with the reported DMC value of 96 ± 5 meV, obtained from single-determinant (SD) reference, it is slightly larger than the best multi-determinant (MD) DMC value of 91 ± 4 meV also reported by –Deible *et al.*,<sup>50</sup> indicating a small lack of static correlation. Our SD-DMC PA result is also statistically indistinguishable from the SD-DMC result of Mella *et al.* (100 ± 5)63 and also from the DMC SD/HF//SD/NO rSDCIb result (104

**Table 1** Be and e<sup>+</sup>:Be total energies (a.u.) and positron affinities (meV) at various levels of theory

Method	E[Be]	E[e <sup>+</sup> :Be]	PA
SVM <sup>64</sup>	−14.667106	−14.669042	46
FSVM <sup>65</sup>	—	—	86
RXCHF <sup>66</sup>	—	−14.5746	82
ECG <sup>67</sup>	−14.667338	−14.670519	87
CI <sup>68</sup>	—	—	84
MBT <sup>69</sup>	—	—	290
SD/DMC <sup>45,50</sup>	−14.65730 (4)	−14.66100 (3)	96 (5)
MD/DMC <sup>45,50</sup>	−14.66725 (1)	−14.67059 (4)	91 (4)
CCSD(T) <sup>48</sup>	—	—	214
Present SD/VMC	−14.64974 (12)	−14.65183 (13)	57 (6)
Present SD/DMC	−14.65727 (6)	−14.66108 (8)	104 (3)

± 4) reported by Upadhyay *et al.*<sup>45</sup> Despite the accurate SD/DMC results, there is an overestimation of around 31(3) meV (22% relative error) on the Be–Be binding energy due to the lack of multireference character description in Be<sub>2</sub> with respect to Be. Thus, this energy difference propagates to the PA of Be<sub>2</sub>, which is overestimated by 33 (10) meV (7% relative error) compared to the more accurate MD/DMC results of Upadhyay *et al.*<sup>45</sup>

### 4.2 Potential energy curves for Be<sub>2</sub> and e<sup>+</sup>:Be<sub>2</sub>

The beryllium dimer (Be<sub>2</sub>), despite having only 8 electrons, represents a significant challenge for accurate electronic structure calculations. The complexity primarily arises from two aspects: the near-degeneracy of the 2s and 2p subshells in the Be monomers, which makes the system multi-reference in nature, and the substantial dynamical correlation effects that demand large basis sets in perturbative or excitation expansions. The binding interaction in Be<sub>2</sub> has been extensively analyzed. The potential energy curve (PEC) deviates significantly from conventional potential models such as Morse and Lennard-Jones, typical of covalent or van der Waals interactions.<sup>70,71</sup> This intricate potential shape arises from the evolution of configurational mixing as the atoms approach, resulting in complex orbital hybridization as the weak chemical bond is formed.<sup>51</sup> Theoretical analyses indicate a delicate balance between distinct energetic contributions to the stabilization at the equilibrium distance: those typically associated with covalent-like electronic rearrangements (chemical interactions) and those deriving from dispersion forces and electrostatic polarization effects (physical interactions).<sup>72–74</sup> The quality of computed PECs is generally assessed in terms of the reported bond energies (BE), equilibrium distances (*R*<sub>e</sub>), harmonic force constants (*k*<sub>e</sub>), and vibrational state energies.

Fig. 1 displays the computed PECs for Be<sub>2</sub> and e<sup>+</sup>:Be<sub>2</sub>. These DMC energies were fitted to a sum of fifth-order polynomial and inverse power terms.<sup>75</sup> Our results and other theoretical results for e<sup>+</sup>:Be<sub>2</sub> are collected in Table 2, which also includes the experimental data for Be<sub>2</sub>. VMC results are reported for comparison purposes and to qualitatively validate the trial wavefunction ansatz. The VMC properties, as well as the VMC PECs in SI, show that VMC correctly predicts electronic and positronic bound states for all the studied systems.





Fig. 1 Potential energy curve for  $\text{Be}_2$  (green) and  $e^+:\text{Be}_2$  (blue) computed at the DMC level. Error bars represent one standard error on the mean.

Our analysis of the DMC fitted potential energy curve for neutral  $\text{Be}_2$  reveals a bond length of 2.448 Å, which closely agrees with the experimental value of 2.454 Å. However, the

Table 2 Physical properties of  $\text{Be}_2$  and  $e^+:\text{Be}_2$  systems<sup>a</sup>

Property	Method	$\text{Be}_2$	$e^+:\text{Be}_2$
$R_e$	Present SD/VMC	2.531 (9)	2.415 (7)
	Present SD/DMC	2.447 (7)	2.404 (6)
	SD/LRDMC <sup>49</sup>	2.46 (3)	—
	Exp <sup>70</sup>	2.453603	—
$E(R_e)$	Present SD/VMC	-29.30134(2)	-29.3172(1)
	Present SD/DMC	-29.3197(2)	-29.3376(1)
PA	Present SD/VMC	431 (9)	—
	Present SD/DMC	478 (4)	—
	SD(HF)/DMC <sup>45</sup>	456 (11)	—
	MD/DMC <sup>45</sup>	445 (9)	—
	SD/VMC	10.9 (9)	17 (2)
$k_e$	SD/DMC	12 (1)	18 (1)
	Exp <sup>70</sup>	11.20	—
	Present SD/VMC	221 (10)	317 (14)
$\omega_e$	Present SD/DMC	260 (9)	329 (9)
	Exp <sup>70</sup>	256.8	—
	Present SD/VMC	52 (5)	426 (8)
BE	Present SD/DMC	140 (3)	524 (3)
	SD/LRDMC <sup>49</sup>	143 (6)	—
	SD(HF)/DMC <sup>45,50</sup>	87 (3)	456 (11)
	SD(LDA)/DMC <sup>50</sup>	140 (9)	—
	MD/DMC <sup>45,50</sup>	109 (1)	467 (10)
	Exp <sup>70</sup>	115.3	—
	Present SD/VMC	181(11)	289(14)
$\nu_{0 \rightarrow 1}$	Present SD/DMC	222(9)	321(9)
	Exp <sup>70</sup>	222.6	—
	Present SD/VMC	39(5)	407(8)
$D_0$	Present SD/DMC	125(4)	503(3)
	Exp <sup>70</sup>	100.1	—
$\omega_e\chi_e$	Present SD/VMC	20(2)	14(1)
	Present SD/DMC	19(1)	4.0(2)

<sup>a</sup> Equilibrium distances ( $R_e$ ) in Å, total energies in a.u., harmonic force constants ( $k_e$ ) in a.u.  $\times 10^3$ , binding energies (BE and  $D_0$ ) and positron affinities (PA) in meV, harmonic frequencies ( $\omega_e$ ), fundamental vibrational transition ( $\nu_{0 \rightarrow 1}$ ) and anharmonic constant ( $\omega_e\chi_e$ ) in  $\text{cm}^{-1}$ .

calculated binding energy is 140(3) meV, deviating from the experimental value of 115.3 meV by 25(3) meV due to the use of a single-determinant reference. On the other hand, deviations in the BE in other DMC-SD methods<sup>50</sup> are around 2.7 meV.

In turn, analysis of the DMC fitted potential energy curve for  $e^+:\text{Be}_2$  shows an equilibrium distance of 2.404 Å closely matching that of the neutral  $\text{Be}_2$  (2.448 Å). The computed bonding energy for the  $\text{Be} + e^+:\text{Be}$  dissociation channel is 520(4) meV, consistent with Upadhyay's *et al.* MD/CISD//MD/rSDTCI DMC prediction of 466.6 meV using PA data from ref. 45 and eqn (4).

We note that the chemical bonding in the  $e^+:\text{Be}_2$  system differs fundamentally from other single-positron-bond systems, such as  $e^+\text{H}_2^{2-}$  (ref. 23,30,31) and  $e^+\text{Li}_2^{2-}$ .<sup>76</sup> In these examples, the lowest dissociation channel is the formation of Positronium (Ps), a process driven by the inherent instability of the corresponding dianion dimers. In striking contrast, the  $e^+:\text{Be}_2$  does not favor Ps formation because the energy of the  $\text{Be}_2$  dimer is lower than the  $\text{Ps} + \text{Be}_2^+$  dissociation channel at all internuclear distances, as confirmed by the most accurate electronic PECs found in the literature<sup>77,78</sup> (See SI).

It is evident that positron binding to  $\text{Be}_2$  increases its BE by a factor of three, compared to the neutral dimer.

Analysis of the PECs in Fig. 1 indicates that  $e^+:\text{Be}_2$  maintains significant BEs even at larger separations, as evidenced by the deeper and wider minimum well, which decays slower than that of  $\text{Be}_2$ . For instance,  $e^+:\text{Be}_2$  reaches the BE of  $\text{Be}_2$  around 6.0 Å, and a BE of 50 meV around 10.0 Å, whereas neutral  $\text{Be}_2$  reaches a comparable value at 3.0 Å.

To further analyze the physical properties of  $\text{Be}_2$  and  $e^+:\text{Be}_2$  we estimated the vibrational properties, namely the force constants ( $k_e$ ) and harmonic frequencies ( $\omega_e$ ) employing the fitted PECs in Fig. 1.

We also solved numerically the 1D Schrödinger equation for the vibrational levels and fundamental frequency ( $\nu_{01}$ ) by solving the eigenvalue problem of a Toeplitz tridiagonal matrix.<sup>79</sup> All results were calculated employing a generalized Morse potential from ref. 70 or the fitted form from DMC results.

There is a reduction from the harmonic frequency and the first vibrational transition of 34.2 and 38.5  $\text{cm}^{-1}$  for reference values<sup>70</sup> and our fitted potential. Deviations of just  $0.34 \times 10^{-3}$  a.u. and 3.6  $\text{cm}^{-1}$  for  $k_e$  and  $\omega_e$ , respectively, were estimated. Furthermore, the difference in  $\nu_{01}$  of 0.9  $\text{cm}^{-1}$  and 24.6  $\text{cm}^{-1}$  for  $D_0$  provides agreement with respect to experimental data and supports the use of our DMC-SD methodology for physical properties of  $\text{Be}_2$ . Additionally, there is a marked deviation between harmonic frequency and the fundamental vibrational transition due to the anharmonic character of the dimer interaction.

The effect of positron binding to  $\text{Be}_2$  is reflected in a  $6.89 \times 10^{-3}$  a.u. increase in harmonic force constant, also seen qualitatively in the PEC widths of each system (Fig. 1). On the other hand, both  $\omega_e$  and  $\nu_{0 \rightarrow 1}$  are 68.2 and 99.4  $\text{cm}^{-1}$  larger in the  $e^+:\text{Be}_2$  complex. The difference between  $\omega_e$  and  $\nu_{0 \rightarrow 1}$  is also smaller in the positronic complex (7.7  $\text{cm}^{-1}$ ) than in the purely electronic dimer (38.5  $\text{cm}^{-1}$ ).



The obtained anharmonic constant,  $\omega_e\chi_e$ , is lower in  $e^+\text{Be}_2$  than  $\text{Be}_2$ , which generally suggests the vibrational well is deeper and the bond is stronger and less likely to break upon reaching higher vibrational states due to the slower approach to the dissociation limit.

### 4.3 Vertical positron affinities

We define the geometry-dependent vertical positron affinity (VPA( $R$ )) of  $\text{Be}_2$  as:

$$\text{VPA}(R) = E[\text{Be}_2(R)] - E[e^+:\text{Be}_2(R)] \quad (8)$$

Fig. 2 shows VPAs calculated as the difference between the DMC-level PECs of  $\text{Be}_2$  and  $e^+:\text{Be}_2$  (see Fig. 1), within the 2–16 Å range. In this range, the VPA monotonically increases as the internuclear distance decreases, reaching the maximum value of 506 meV around 2 Å. For  $\text{Be}_2$ , our estimated VPA at the PEC minimum is 478(4) meV, in good agreement with the results reported by Upadhyay *et al.* for the PEC minimum (2.453603 Å), namely 482(10) meV (DMC: SD/HF//SD/NO rSDCI) and 445(9) meV (DMC: MD/CISD//MD/rSDTCI). Remarkably, the VPA of the dimer at the equilibrium distance is more than four times larger than the Be atomic PA, 104 meV.

Rearranging eqn (4) (from the previous section) results in:

$$\text{BE}[e^+:\text{Be}_2(R)] = \text{BE}[\text{Be}_2(R)] + (\text{VPA}(R) - \text{PA}[\text{Be}]) \quad (9)$$

This expression suggests that  $\text{BE}[e^+:\text{Be}_2(R)]$  would surpass that of  $\text{BE}[\text{Be}_2(R)]$  if  $\text{VPA}(R)$  exceeds  $\text{PA}[\text{Be}]$ . Fig. 2 consistently shows that  $\text{VPA}(R)$  exceeds  $\text{PA}[\text{Be}]$  across the analyzed distances.

### 4.4 Energy decomposition analysis

To investigate the source of the marked rise in the  $\text{BE}[\text{Be}_2]$  due to positron binding, we performed an energy decomposition analysis (EDA) on the DMC total energies of neutral dimer  $\text{Be}_2$  ( $E[\text{Be}_2]$ , also referred to as  $E^e[\text{Be}_2]$ ) and positron-bound complex  $e^+:\text{Be}_2$  ( $E[e^+:\text{Be}_2]$ ). We computed the virial theorem to support the EDA (In SI), observing it is roughly satisfied along the PEC, in particular near the equilibrium distance and

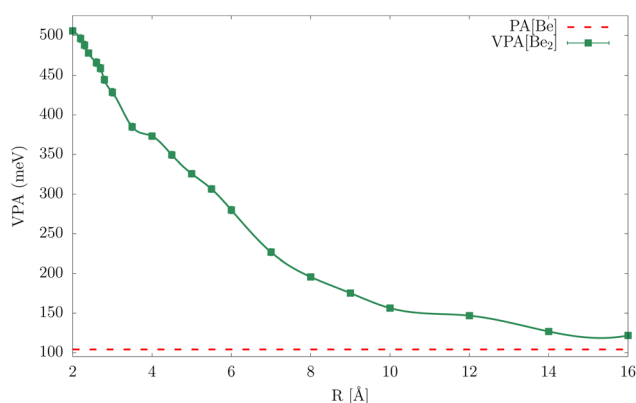


Fig. 2  $\text{Be}_2$  vertical positron affinity at the DMC level (in green line). The dashed line indicate the Be atom positron affinity. Error bars represent one standard error on the mean.



Fig. 3 Electronic energy ( $E^e[e^+:\text{Be}_2]$ ), and positronic energy ( $E^{e^+}[e^+:\text{Be}_2]$ ) contributions. Error bars represent one standard error on the mean.

dissociation limit, considering it's a weakly bound system compared to regular electronic covalent bonds, on top of the estimated DMC error bars.

The total energy of the positronic complex,  $E[e^+:\text{Be}_2]$ , is decomposed into two components:

$$E[e^+:\text{Be}_2(R)] = E^e[e^+:\text{Be}_2(R)] + E^{e^+}[e^+:\text{Be}_2(R)] \quad (10)$$

The first energy component,  $E^e[e^+:\text{Be}_2]$ , represents the electronic energy of  $e^+:\text{Be}_2$ . This term encompasses the nuclear repulsion ( $V^{nn}$ ), nuclear-electron attraction ( $V^{ne}$ ), electron-electron repulsion ( $V^{ee}$ ), and electron kinetic energy ( $K^e$ ).

The second energy component,  $E^{e^+}[e^+:\text{Be}_2]$ , is the positronic energy of  $e^+:\text{Be}_2$ . This term includes the positron kinetic energy ( $K^{e^+}$ ), positron-electron attraction ( $V^{e^+e}$ ), and positron-nuclear repulsion ( $V^{n^+e}$ ).

Fig. 3 compares the electronic energy ( $E^e[e^+:\text{Be}_2]$ ) and positronic energy ( $E^{e^+}[e^+:\text{Be}_2]$ ) across the 2–16 Å interval. As shown, the PEC for  $E^e[e^+:\text{Be}_2]$  is entirely repulsive and lacks an energy minimum, unlike  $E[\text{Be}_2]$  in Fig. 1. This indicates an absence of electronic bonding in the complex, suggesting that positron binding to  $\text{Be}_2$  eliminates any trace of the electronic bonding interactions in the  $e^+:\text{Be}_2$  complex.

Consistent with the EDA eqn (10), the observed bonding nature in  $e^+:\text{Be}_2$ , as evidenced by the energy minimum in its PEC  $E[e^+:\text{Be}_2]$  in Fig. 1, arises solely from the contribution of the positronic energy  $E^{e^+}[e^+:\text{Be}_2]$ .

The analysis of eqn (4) suggested that the bonding interaction present in  $\text{Be}_2$  was further stabilized when the  $\text{VPA}(R)$  exceeded that of atomic Be, which was the case across the distance range analyzed in Fig. 2. In other words, it postulated that positron binding to  $\text{Be}_2$  further reinforced its electronic bond.

However, our EDA analysis contradicts this assumption. Instead, it confirms that positron binding stabilizes the  $\text{Be}_2$  bond by first eliminating the electronic bonding interaction. This process arises from a significant deformation of the electronic structure of  $\text{Be}_2$  leading to a substantial increase in  $E^e[e^+:\text{Be}_2]$  compared to  $E^e[\text{Be}_2]$ , thereby rendering the



electronic interaction repulsive. Consequently, to minimize the total energy of the positron complex,  $E[e^+:\text{Be}_2]$ , and to produce a bonding PEC, this energetic rise in the electronic component must be compensated by a highly stabilizing positronic energy component,  $E^e[e^+:\text{Be}_2]$ . The electronic energy destabilization in  $e^+:\text{Be}_2$  is highly unusual for an apolar molecule binding a positron. Beyond Ps formation, it is commonly accepted that positron binding typically induces only minor perturbations to the electronic structure of such systems.<sup>18–24</sup>

The magnitude of the stabilizing effect provided by the positronic energy component,  $E^e[e^+:\text{Be}_2]$ , can be quantified by rearranging the terms of the VPA and the energy decomposition definition in eqn (10). Recalling that VPA is defined as  $\text{VPA}(R) = E[\text{Be}_2(R)] - E[e^+:\text{Be}_2(R)]$ , and that the total energy of the complex is decomposed into its electronic and positronic components as  $E[e^+:\text{Be}_2(R)] = E^e[e^+:\text{Be}_2(R)] + E^c[e^+:\text{Be}_2(R)]$ , we can write:

$$\text{VPA}(R) = E[\text{Be}_2(R)] - E^c[e^+:\text{Be}_2(R)] - E^e[e^+:\text{Be}_2(R)] \quad (11)$$

Then, let us define as the electronic deformation energy, which represents the change in electronic energy upon positron binding (a positive value indicates destabilization). The VPA equation then becomes:

$$E^{\text{df}}(R) = E^c[e^+:\text{Be}_2(R)] - E[\text{Be}_2(R)] \quad (12)$$

$$\text{VPA}(R) = -E^{\text{df}}(R) - E^e[e^+:\text{Be}_2(R)] \quad (13)$$

Solving for the positronic energy component, we obtain

$$-E^e[e^+:\text{Be}_2(R)] = \text{VPA}(R) + E^{\text{df}}(R) \quad (14)$$

This equation implies that the magnitude of the stabilizing positronic energy component  $|E^e[e^+:\text{Be}_2]|$  (where  $E^e[e^+:\text{Be}_2]$  is a negative value for a bound state) must be greater than VPA because it must overcome the initial electronic deformation energy  $E^{\text{df}}$  to provide a net stabilization.

We now try to gain a more in-depth understanding of how this electron deformation causes the destabilization of the electronic energy and how this destabilization is compensated by the positron energy. Let us focus first on the origin of the



Fig. 4 Deformation energy contributions, differences between  $E^e[e^+:\text{Be}_2] - E^e[\text{Be}_2]$  electronic energy components. Error bars represent one standard error on the mean.

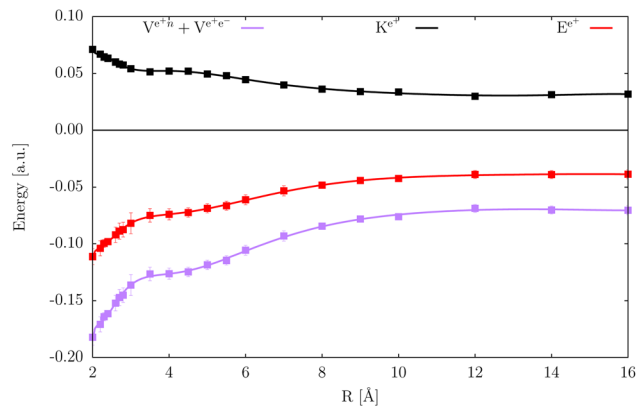


Fig. 5 Decomposition of positron energy into kinetic and potential components. Error bars represent one standard error on the mean.

destabilization of the electronic energy. Fig. 4 reports the deformation energy differences,  $E^{\text{df}}$ , along with their kinetic and potential energy contributions. This figure evidences that the electronic energy destabilization of  $\text{Be}_2$  upon positron binding comes mostly from the destabilization of the potential energy component. Positron binding to  $\text{Be}_2$  results in reduced  $K^{e^+}$  and  $V^{e^+e^-}$ , and a less negative  $V^{e^+n}$ . Across all points of the curve, changes in  $V^{e^+e^-}$  term are negative, indicating a stabilization of the positron system, while positive  $V^{e^+n}$  differences destabilize the system. The sum of the latter terms results in a positive value, indicating an overall destabilization of electronic energy upon positron binding. These energy variations suggest that positron binding promotes electron density delocalization of  $\text{Be}_2$ .

Next, we analyze the origin of the energy compensation caused by the positron energy. Fig. 5 illustrates the positron energy with its energy components, positron kinetic energy  $K^{e^+}[e^+:\text{Be}_2]$ , and the summed positron nuclear  $V^{e^+e^-}[e^+:\text{Be}_2]$  and positron electron  $V^{e^+e^-}[e^+:\text{Be}_2]$  interactions.

As expected, the high negative values of positron energy arise from the electron-positron attraction, which is intensified by electronic deformation, eqn (14). Here, it is remarkable how the potential energy terms exhibit a larger and faster stabilizing decay than the flatter kinetic term with respect to the dissociation region. Moreover, the positronic kinetic term does not display any lowering or minimum near the bonding region, contrary to what is observed in regular electronic bonds.<sup>80,81</sup>

To further investigate the energy stabilization mechanisms of the  $\text{Be}_2$  bond in  $e^+:\text{Be}_2$ , we examine in detail the PECs of  $E^e[e^+:\text{Be}_2]$  and  $E^c[e^+:\text{Be}_2]$ . An ‘anomalous’ variation emerges in both curves between 3.0 and 4.5 Å, and on their energetic components suggesting a shift in the nature of the interaction. To gain deeper insight into the fundamental nature of the interaction, we also evaluate the corresponding changes in electron and positron densities.

#### 4.5 Positron and electron density analysis

To shed light on the origin of the bonding interactions in  $e^+:\text{Be}_2$  we report in Fig. 6 1D and 2D positron density,  $\rho^{e^+}$ , plots at





Fig. 6 Comparison of the positronic density in  $e^+Be_2$  computed with DMC at representative internuclear separation. The bottom panel shows one-dimensional cuts of the density along the internuclear axis ( $X$ ) with  $Z = Y = 0$ . Black dots indicate the position of the Be nuclei.

different internuclear distances. Analyzing these density plots in parallel with the PEC of  $e^+:Be_2$  in Fig. 1, we observe distinct bonding regimes. From large distances and up to approximately 3.0–4.5 Å, the reduction in total energy as the distance shortens can be attributed to the gradual accumulation of positron

density in the internuclear region. This phenomenon is similar to what has been observed in the bonding of anions with positrons,<sup>28,32,33</sup> where it is understood as the formation of a positron bond, characterized by internuclear positron density accumulation. This similarity strongly suggests that the

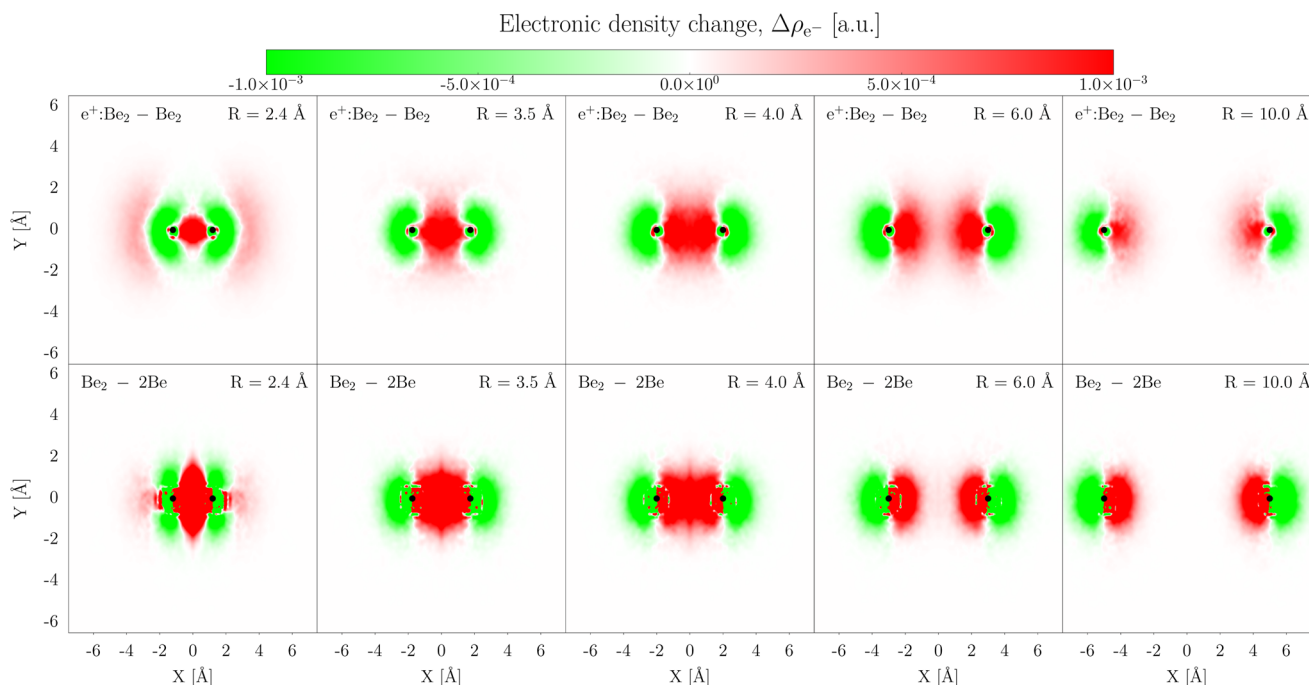


Fig. 7 Comparison of the DMC electronic density changes. Top: electronic density changes upon the addition of positron to  $Be_2$ , the red and green surfaces indicate regions of electronic density accumulation and depletion in  $e^+Be_2$  compared to  $Be_2$ , respectively. Bottom: electronic density changes upon bound state formation of  $Be_2$  from 2 Be atoms, the red and green surfaces indicate regions of electronic density accumulation and depletion in  $Be_2$  compared to  $2Be$ , respectively. Black dots indicate the position of the Be atoms.



stabilization in this internuclear distance regime arises from the formation of a positron bond.

Crucially, when combining this analysis with the PEC of  $E^e[e^+:\text{Be}_2]$  shown in Fig. 3, which exhibits repulsive behavior across this distance range, we can conclude that the binding of a positron effectively vanishes the intrinsic electronic bonding interaction of  $\text{Be}_2$ , completely replacing it with a positron bonding interaction. To our knowledge, this represents a unique manifestation where positron binding fundamentally alters the nature of the molecular interaction, replacing conventional electronic bonding with a positron-driven bonding mechanism.

As the internuclear distance continues to shorten towards the equilibrium distance, we observe a significant shift in the positron density distribution. The positron density is gradually pushed out of the internuclear region and instead accumulates in the outer regions of the complex, primarily along the internuclear axis. This novel mode of positron localization appears to be responsible for the further stabilization of the bonding interaction at these shorter distances. Here again, the repulsive behavior observed in  $E^e[e^+:\text{Be}_2]$  PEC indicates that the electronic bonding is also absent in this region. To our knowledge, this is the first manifestation of a bonding interaction in a neutral system where the electronic bonding is supplanted by a unique stabilization mechanism arising from positron accumulation in the outer, rather than internuclear, region of the molecule.

Complementary to this, an analysis of the change in the electron density ( $\rho^e$ ) of  $\text{Be}_2$  upon positron binding reveals a crucial counteracting effect. As observed in Fig. 7, there is a gradual but minor accumulation of electron density in the internuclear region as the distance shortens, similarly to how the electronic density accumulates when two Be atoms interact to form  $\text{Be}_2$ . This extra accumulation, however, leads to an increase in the electronic energy, causing the system to become electronically repulsive. This electronic repulsion is a direct consequence of the positron's influence, deforming the electron cloud in a way that is energetically unfavorable for electronic bonding. Moreover, around the equilibrium distance at 2.4 Å, for  $e^+:\text{Be}_2$  there is an additional redistribution of the electronic density accumulation in the outer regions of the complex. Thus, by combining the analysis in Fig. 6 and 7, it is evident that the electronic density roughly follows the positronic one, leading to an increase in the electron-positron attractive potential, and thereby contributing to the stabilization of the entire system.

## 5 Conclusions

Our study uncovers a fascinating and unprecedented interplay between positron binding and molecular interactions in the  $\text{Be}_2$  dimer, revealing two distinct positron-driven bonding mechanisms that entirely supplant conventional electronic interactions.

Our energy decomposition analysis (EDA) reveals that the electronic energy component ( $E^e[e^+:\text{Be}_2]$ ) becomes entirely repulsive across the entire internuclear range. This unequivocally indicates that positron binding effectively eliminates the intrinsic electronic bonding present in neutral  $\text{Be}_2$ . Consequently, the observed bonding in the  $e^+:\text{Be}_2$  complex arises solely from the

highly stabilizing contribution of the positronic energy component ( $E^e[e^+:\text{Be}_2]$ ). This electronic energy destabilization is highly atypical for apolar molecules interacting with positrons, as minor electronic perturbations are usually expected.<sup>18–24</sup> We propose that the positron induces a significant deformation and delocalization of the electron cloud, rendering the electronic interaction unfavorable for bonding. Crucially, this electronic deformation simultaneously enhances the electron-positron attractive potential, thereby compensating for the electronic repulsion and providing the net stabilization.

In the context of electronic bond elimination, we identify two distinct positron-driven stabilization regimes. At internuclear distances beyond approximately 3.5–4.0 Å, the binding of the positron vanishes the weak electronic interaction and significantly increases the vertical positron affinity (VPA) of  $\text{Be}_2$ . This is accompanied by an accumulation of positron density in the internuclear region, consistent with established positron bonding phenomena observed in systems like positron-anion complexes.<sup>28</sup> This internuclear positron accumulation is thus identified as the primary stabilizing factor for the  $\text{Be}_2$  dimer in this long-range regime.

For distances shorter than 3.5 Å, our positron density analysis rules out conventional internuclear positron bond formation. Instead, we observe a significant and novel shift in the positron density distribution: the positron density is largely pushed out of the internuclear region and accumulates in the outer regions of the complex, primarily along the internuclear axis. Despite this, the VPA continues to increase, leading to a rise in binding energy (BE) until reaching a minimum at the equilibrium distance of 2.4 Å. This highlights a unique and previously unobserved short-range stabilization mechanism for neutral systems.

To the best of our knowledge, our findings provide the first confirmation of the stabilization of weakly bonded complexes through these two unique positron bonding mechanisms. This study represents a significant advance, challenging the conventional understanding of how positrons influence molecular structure and stability by demonstrating the complete replacement of electronic bonding with positron-driven interactions. The neutral nature of  $\text{Be}_2$  suggests high feasibility for experimental confirmation. Given that  $\text{Be}_2$  can form dimers at ultracold temperatures and the calculated binding energy of the  $e^+$ -bonded  $\text{Be}_2$  system aligns with typical vibrational excitation energies, it stands as a promising candidate for experimental detection. Such a detection would mark the pioneering observation of a positron bond in neutral atomic systems, a phenomenon previously overlooked, and would represent a significant scientific advance in the long history of vdW-bonded system studies.

The complete replacement of electronic bonding with positron-driven stabilization, particularly the novel “outer-region” positron accumulation, opens unprecedented avenues for exploring exotic chemical bonds. For instance, methods as multicomponent quantum theory of atoms in molecules (MC-QTAIM)<sup>29,82</sup> or interference energy analysis<sup>83</sup> might elucidate deeper characteristics of these new exotic bonds. Future research will explore positron binding in other dimers. Investigating the dynamical aspects of positron-induced electron cloud deformation could also provide crucial insights into the transient processes involved. Ultimately,



these findings contribute significantly to the field of positron chemistry, offering a fresh perspective on how positrons can mediate and even dictate molecular interactions.

## Author contributions

Conceptualization: J. C., F. M., A. R. Formal analysis: J. C., F. M., A. R. Investigation: R. P. R., J. C., A. R. Funding acquisition: M. T. N. V., A. R. Methodology: R. P. R., J. C., A. R. Project administration: A. R. Validation: R. F. M., M. T. N. V., A. R. Resources: J. C., A. R. Software: R. P. R., J. C., F. M., R. F. M., A. R. Supervision: R. F. M., M. T. N. V., A. R. Visualization: R. P. R., J. C. Writing – original draft: R. P. R., J. C., F. M., R. F. M., M. T. N. V., A. R. Writing – review & editing: R. P. R., J. C., F. M., R. F. M., M. T. N. V., A. R.

## Conflicts of interest

The authors declare no conflict of interest.

## Data availability

Data for this paper, including basis set, QMeCha optimised wave function files, density cube files, tabulated raw energetic data, outputs, and postprocessing scripts, are available in the Zenodo archive at <https://doi.org/10.5281/zenodo.16582423>.

Supplementary information: potential energy curve for Be<sub>2</sub> and e<sup>+</sup>:Be<sub>2</sub> at the VMC level. See DOI: <https://doi.org/10.1039/d5sc05711f>.

## Acknowledgements

The QMC calculations presented in this paper were carried out using the HPC facilities of the University of Luxembourg<sup>84</sup> (see <https://hpc.uni.lu>). The authors acknowledge Dr Matteo Barborini (matteo.barborini@uni.lu) for the support on QMeCha code, the implementation of the energy decomposition, discussions, and for providing the resources to perform the QMC calculations. MTNV acknowledges support from CNPq (Grant no.306285/2022-3). AR acknowledges support from Universidad Nacional de Colombia (HERMES 63579).

## Notes and references

- 1 Y. C. Jean, P. E. Mallon and D. M. Schrader, *Principles and Applications of Positron and Positronium Chemistry*, World Scientific, 2003.
- 2 *Physics with Many Positrons*, ed. A. Dupasquier, A. P. Mills, R. S. Brusa and R. S. Brusa, IOS Press, 2010.
- 3 S. D. Bass, S. Mariazzi, P. Moskal and E. Stepień, *Rev. Mod. Phys.*, 2023, **95**, 021002.
- 4 D. W. Gidley, H.-G. Peng and R. S. Vallery, *Annu. Rev. Mater. Res.*, 2006, **36**, 49–79.
- 5 A. N. Singh, *Appl. Spectrosc. Rev.*, 2016, **51**, 359–378.
- 6 G. Consolati, D. Nichetti and F. Quasso, *Polymers*, 2023, **15**, 3128.
- 7 M. J. Brunger, D. B. Cassidy, S. Dujko, D. Marić, J. Marler, J. P. Sullivan and J. Fedor, *Eur. Phys. J. D*, 2020, **74**, 158.
- 8 J. J. Vaquero and P. Kinahan, *Annu. Rev. Biomed. Eng.*, 2015, **17**, 385–414.
- 9 T. Jones and D. Townsend, *J. Med. Imaging*, 2017, **4**, 011013.
- 10 M. M. Shokoya, B.-M. Benkő, K. Süvegh, R. Zelló and I. Sebe, *Pharmaceuticals*, 2023, **16**, 252.
- 11 P. Moskal, B. Jasińska, E. Ł. Stępień and S. D. Bass, *Nat. Rev. Phys.*, 2019, **1**, 527–529.
- 12 P. Moskal, K. Dulski, N. Chug, C. Curceanu, E. Czerwiński, M. Dadgar, J. Gajewski, A. Gajos, G. Grudzień, B. C. Hiesmayr, K. Kacprzak, Ł. Kapłon, H. Karimi, K. Klimaszewski, G. Korcyl, P. Kowalski, T. Kozik, N. Krawczyk, W. Krzemień, E. Kubicz, P. Małczak, S. Niedźwiecki, M. Pawlik-Niedźwiecka, M. Pędziwiatr, L. Raczyński, J. Raj, A. Ruciński, S. Sharma, S. R. Y. Shopa, M. Silarski, M. Skurzok, E. Ł. Stępień, M. Szczepanek, F. Tayefi and W. Wiślicki, *Sci. Adv.*, 2021, **7**, eabh4394.
- 13 J. R. Danielson, A. C. L. Jones, M. R. Natisin and C. M. Surko, *Phys. Rev. Lett.*, 2012, **109**, 113201.
- 14 J. Danielson, S. Ghosh and C. Surko, *Phys. Rev. A*, 2022, **106**, 032811.
- 15 J. R. Danielson, E. Arthur-Baidoo and C. M. Surko, *Phys. Rev. A*, 2025, **111**, 042809.
- 16 G. F. Gribakin and C. M. R. Lee, *Phys. Rev. Lett.*, 2006, **97**, 193201.
- 17 M. R. Natisin, J. R. Danielson, G. F. Gribakin, A. R. Swann and C. M. Surko, *Phys. Rev. Lett.*, 2017, **119**, 113402.
- 18 D. M. Schrader and J. Moxom, in *Antimatter Compounds*, ed. C. M. Surko and F. A. Gianturco, Springer Netherlands, Dordrecht, 2001, pp. 263–290.
- 19 G. F. Gribakin, J. A. Young and C. M. Surko, *Rev. Mod. Phys.*, 2010, **82**, 2557–2607.
- 20 J. P. Coe and M. J. Paterson, *Chem. Phys. Lett.*, 2016, **645**, 106–111.
- 21 A. R. Swann and G. F. Gribakin, *J. Chem. Phys.*, 2018, **149**, 244305.
- 22 J. Hofierka, B. Cunningham, C. M. Rawlins, C. H. Patterson and D. G. Green, *Nature*, 2022, **606**, 688–693.
- 23 J. A. Charry Martinez, M. Barborini and A. Tkatchenko, *J. Chem. Theory Comput.*, 2022, **18**, 2267–2280.
- 24 G. Cassella, W. M. C. Foulkes, D. Pfau and J. S. Spencer, *Nat. Commun.*, 2024, **15**, 5214.
- 25 F. A. Gianturco, J. Franz, R. J. Buenker, H.-P. Liebermann, L. Pichl, J.-M. Rost, M. Tachikawa and M. Kimura, *Phys. Rev. A: At., Mol., Opt. Phys.*, 2006, **73**, 022705.
- 26 F. Moncada, L. Pedraza-González, J. Charry, M. T. do N. Varella and A. Reyes, *Chem. Sci.*, 2020, **11**, 44–52.
- 27 J. P. Cassidy, J. Hofierka, B. Cunningham and D. G. Green, *J. Chem. Phys.*, 2024, **160**, 084304.
- 28 J. Charry, M. T. d. N. Varella and A. Reyes, *Angew. Chem., Int. Ed.*, 2018, **57**, 8859–8864.
- 29 M. Goli and S. Shahbazian, *ChemPhysChem*, 2019, **20**, 831–837.
- 30 S. Ito, D. Yoshida, Y. Kita and M. Tachikawa, *J. Chem. Phys.*, 2020, **153**, 224305.
- 31 D. Bressanini, *J. Chem. Phys.*, 2021, **154**, 224306.



- 32 D. Bressanini, *J. Chem. Phys.*, 2021, **155**, 054306.
- 33 M. Goli, D. Bressanini and S. Shahbazian, *Phys. Chem. Chem. Phys.*, 2023, **25**, 29531–29547.
- 34 J. Charry, F. Moncada, M. Barborini, L. Pedraza-González, M. T. d. N. Varella, A. Tkatchenko and A. Reyes, *Chem. Sci.*, 2022, **13**, 13795–13802.
- 35 D. Archila-Peña, F. Moncada, J. Charry, M. T. do N. Varella, R. Flores-Moreno, F. J. Torres and A. Reyes, *Chem. - Eur. J.*, 2024, **30**, e202402618.
- 36 T. Tachibana, D. Hoshi and Y. Nagashima, *Phys. Rev. Lett.*, 2023, **131**, 143201.
- 37 B. B. Gerbelli, S. V. Vassiliades, J. E. U. Rojas, J. N. B. D. Pelin, R. S. N. Mancini, W. S. G. Pereira, A. M. Aguilar, M. Venanzi, F. Cavalieri, F. Giuntini and W. A. Alves, *Macromol. Chem. Phys.*, 2019, **220**, 1900085.
- 38 *Non-Covalent Interactions in Quantum Chemistry and Physics: Theory and Applications*, ed. A. Otero de la Roza and G. A. DiLabio, Elsevier, Amsterdam, Netherlands, 2017.
- 39 J. Romero, J. a Charry, R. Flores-Moreno, M. T. D. N. Varella and A. Reyes, *J. Chem. Phys.*, 2014, **141**, 114103.
- 40 J. Simons and K. D. Jordan, *Chem. Rev.*, 1987, **87**, 535–555.
- 41 K. Patkowski, R. Podeszwa and K. Szalewicz, *J. Phys. Chem. A*, 2007, **111**, 12822–12838.
- 42 J. J. Bao, L. Gagliardi and D. G. Truhlar, *J. Phys. Chem. Lett.*, 2019, **10**, 799–805.
- 43 A. Das and E. Arunan, *Phys. Chem. Chem. Phys.*, 2022, **24**, 28913–28922.
- 44 J. T. Boronski, *Dalton Trans.*, 2024, **53**, 33–39.
- 45 S. Upadhyay, A. Benali and K. D. Jordan, *J. Chem. Theory Comput.*, 2024, **20**, 9879–9893.
- 46 V. A. Dzuba, V. V. Flambaum, W. A. King, B. N. Miller and O. P. Sushkov, *Phys. Scr.*, 1993, **1993**, 248.
- 47 J. Mitroy, M. W. J. Bromley and G. G. Ryzhikh, *J. Phys. B: At., Mol. Opt. Phys.*, 2002, **35**, R81.
- 48 C. Harabati, V. Dzuba and V. Flambaum, *Phys. Rev. A*, 2014, **89**, 022517.
- 49 M. Marchi, S. Azadi, M. Casula and S. Sorella, *J. Chem. Phys.*, 2009, **131**, 154116.
- 50 M. J. Deible, M. Kessler, K. E. Gasperich and K. D. Jordan, *J. Chem. Phys.*, 2015, **143**, 084116.
- 51 M. El Khatib, G. L. Bendazzoli, S. Evangelisti, W. Helal, T. Leininger, L. Tenti and C. Angeli, *J. Phys. Chem. A*, 2014, **118**, 6664–6673.
- 52 W. M. C. Foulkes, L. Mitas, R. J. Needs and G. Rajagopal, *Rev. Mod. Phys.*, 2001, **73**, 33–83.
- 53 M. H. Kalos and P. A. Whitlock, in *Quantum Monte Carlo*, John Wiley & Sons, Ltd, 2000, ch. 8.
- 54 F. Becca and S. Sorella, *Quantum Monte Carlo approaches for correlated systems*, Cambridge University Press, 2017, pp. 1–274.
- 55 M. Barborini, Quantum Mecha (QMeCha) package  $\beta$  (private repository Jan-12th, 2025, [https://github.com/mbarborini/QMeCha\\_beta](https://github.com/mbarborini/QMeCha_beta)).
- 56 N. Metropolis, A. W. Rosenbluth, M. N. Rosenbluth, A. H. Teller and E. Teller, *J. Chem. Phys.*, 1953, **21**, 1087–1092.
- 57 W. K. Hastings, *Biometrika*, 1970, **57**, 97–109.
- 58 M. Casula and S. Sorella, *J. Chem. Phys.*, 2003, **119**, 6500–6511.
- 59 S. Sorella, *Phys. Rev. B:Condens. Matter Mater. Phys.*, 2001, **64**, 024512.
- 60 S. Sorella, *Phys. Rev. B:Condens. Matter Mater. Phys.*, 2005, **71**, 241103.
- 61 P. J. Reynolds, D. M. Ceperley, B. J. Alder and W. A. Lester, *J. Chem. Phys.*, 1982, **77**, 5593–5603.
- 62 R. A. Kendall, T. H. Dunning and R. J. Harrison, *J. Chem. Phys.*, 1992, **96**, 6796–6806.
- 63 M. Mella, M. Casalegno and G. Morosi, *J. Chem. Phys.*, 2002, **117**, 1450–1456.
- 64 G. G. Ryzhikh, J. Mitroy and K. Varga, *J. Phys. B: At., Mol. Opt. Phys.*, 1998, **31**, 3965–3996.
- 65 J. Mitroy and G. G. Ryzhikh, *J. Phys. B: At., Mol. Opt. Phys.*, 2001, **34**, 2001–2007.
- 66 K. R. Brorsen, M. V. Pak and S. Hammes-Schiffer, *J. Phys. Chem. A*, 2017, **121**, 515–522.
- 67 S. Bubin and O. V. Prezhdo, *Phys. Rev. Lett.*, 2013, **111**, 193401.
- 68 M. W. J. Bromley and J. Mitroy, *Phys. Rev. A*, 2001, **65**, 012505.
- 69 J. Hofierka, B. Cunningham, C. M. Rawlins, C. H. Patterson and D. G. Green, Gaussian-basis many-body theory calculations of positron binding to negative ions and atoms, 2023, <https://arxiv.org/abs/2311.13066>.
- 70 J. M. Merritt, V. E. Bondybey and M. C. Heaven, *Science*, 2009, **324**, 1548–1551.
- 71 X. Sheng, X. Kuang, P. Li and K. Tang, *Phys. Rev. A: At., Mol., Opt. Phys.*, 2013, **88**, 022517.
- 72 I. Røeggen, K. Morokumi and K. Yamashita, *Chem. Phys. Lett.*, 1987, **140**, 349–354.
- 73 S. Evangelisti, G. L. Bendazzoli and L. Gagliardi, *Chem. Phys.*, 1994, **185**, 47–56.
- 74 A. Krapp, F. M. Bickelhaupt and G. Frenking, *Chem. - Eur. J.*, 2006, **12**, 9196–9216.
- 75 The final form of the fit was
- $$V(R) = \sum_{i=0}^5 C_i R^i + C_a/R^6 + C_b/R^{12} + C_c/R^3 + C_d/R^4.$$
- Coefficients were estimated by least squares minimization.
- 76 S. Ito, D. Yoshida, Y. Kita, T. Shimazaki and M. Tachikawa, *J. Chem. Phys.*, 2023, **158**, 204303.
- 77 H. Li, H. Feng, W. Sun, Y. Zhang, Q. Fan, K. A. Peterson, Y. Xie and H. F. Schaefer, *Mol. Phys.*, 2013, **111**, 2292–2298.
- 78 A. Kalemios, *J. Chem. Phys.*, 2016, **145**, 214302.
- 79 S. Noschese, L. Pasquini and L. Reichel, *Numer. Lin. Algebra Appl.*, 2013, **20**, 302–326.
- 80 D. S. Levine and M. Head-Gordon, *Nat. Commun.*, 2020, **11**, 4893.
- 81 T. Clark, P. Politzer and J. S. Murray, *Phys. Chem. Chem. Phys.*, 2022, **24**, 12116–12120.
- 82 M. Goli and S. Shahbazian, *Theor. Chem. Acc.*, 2013, **132**, 1365.
- 83 T. M. Cardozo, D. W. O. D. Sousa, F. Fantuzzi and M. A. C. Nascimento, *Comprehensive Computational Chemistry*, Elsevier, Amsterdam, Netherlands, 2024, vol. 1, pp. 552–588.
- 84 S. Varrette, P. Bouvry, H. Cartiaux and F. Georgatos, *Proc. of the 2014 Intl. Conf. on High Performance Computing & Simulation (HPCS 2014)*, Bologna, Italy, 2014, pp. 959–967.

