



Green synthesis of polymeric membranes: Recent advances and future prospects

Shanxue Jiang¹ and Bradley P. Ladewig^{1,2}

Polymeric membranes are widely used in gas separations, liquid separations, and other processes such as fuel cells. However, methods and processes for manufacturing these membranes are usually harmful to the environment and/or human health. Although many new materials and synthesis methods are reported every year, green synthesis only makes up a small proportion. Therefore, more efforts are necessary to raise researchers' awareness to green synthesis of membranes. One popular strategy to greenly synthesize membranes is to avoid toxic organic solvents or use water to replace organic solvents completely. However, many reported green methods could only realize green synthesis partly. The ultimate goal is to synthesize membranes in a completely eco-friendly way, where raw materials, membrane preparation, post-treatment, and other involved procedures are all 'green'.

Keywords

Green synthesis, Sustainable synthesis, Polymeric membrane, Membrane preparation, Ion exchange membrane.

Addresses

¹ Barrer Centre, Department of Chemical Engineering, Imperial College London, London SW7 2AZ, United Kingdom

² Institute of Micro Process Technology, Karlsruhe Institute of Technology, Hermann-von-Helmholtz-Platz 1, D-76344 Eggenstein-Leopoldshafen, Germany

Corresponding author: Ladewig, Bradley P (bradley.ladewig@kit.edu)

Current Opinion in Green and Sustainable Chemistry 2020, 21:1–8

This review comes from a themed issue on **Selected papers from the 4th Green and Sustainable Chemistry Conference**

Edited by **Klaus Kümmerer and Zhimin Liu**

Available online 17 July 2019

<https://doi.org/10.1016/j.cogsc.2019.07.002>

2452-2236/© 2019 Elsevier B.V. All rights reserved.

Introduction

As its name implies, polymeric membranes are made using polymers as the matrix. The vast variety of polymers and synthesis methods contribute to an abundance of polymeric membranes with different properties and applications. Polymeric membranes are widely used in gas separation, liquid separation (e.g., water purification), energy production, and so on [1–4]. Pressure-driven membranes are an important branch of polymeric membranes, and they are usually classified into microfiltration, ultrafiltration, nanofiltration, and

reverse osmosis based on pore size [5,6]. Ion exchange membranes (IEMs) are electrically driven membranes and have been widely used in a lot of applications [7,8]. Other membrane processes include, but are not limited to, forward osmosis, pervaporation, and membrane distillation [9–11]. Common polymers used for membrane preparation include polystyrene [12], polypropylene [13], polyethersulfone [14], polyvinylidene fluoride (PVDF) [15], polybenzimidazole (PBI) [16], polyvinyl alcohol (PVA) [17], polytetrafluoroethylene [18], polyethylene [19], polyamide [20], and polyimide [21]. Recently, many new types of polymers are emerging which show promising future for membrane synthesis and applications. An example is polymers with intrinsic microporosity (PIMs), which are ideal candidates for gas separation membranes [22–24].

Green synthesis is becoming more and more important in membrane synthesis. Generally, green synthesis can be partly achieved by replacing conventional toxic organic solvents with water or nontoxic organic solvents. A completely green synthesis should avoid using any chemicals, reactions, and processes that are dangerous to humans and/or the environment. Meanwhile, the raw materials used for synthesis should also be fabricated greenly. In other words, life cycle assessment technique should be used when designing green synthesis routes.

Nevertheless, although there are various synthesis methods for polymeric membranes, only a small portion of these methods can be classified as green synthesis methods. Usually, organic solvents are inevitable in membrane synthesis. Common organic solvents used for synthesis include acetone [25], methanol [26], dimethylformamide (DMF) [27], dimethylacetamide (DMAc) [28], toluene [29], N-methyl-2-pyrrolidone [30], dimethyl sulfoxide (DMSO) [31], and tetrahydrofuran [32]. Among these solvents, many are toxic to human health and hazardous to the environment. Besides, many membrane synthesis processes involve dangerous reactants or produce a lot of hazardous waste.

Although many reviews on synthesizing different types of polymeric membranes are available, there are few reviews on green synthesis of polymeric membranes. This article briefly discusses recent advances and limitations of green synthesis of polymeric membranes and provides future directions for green synthesis.

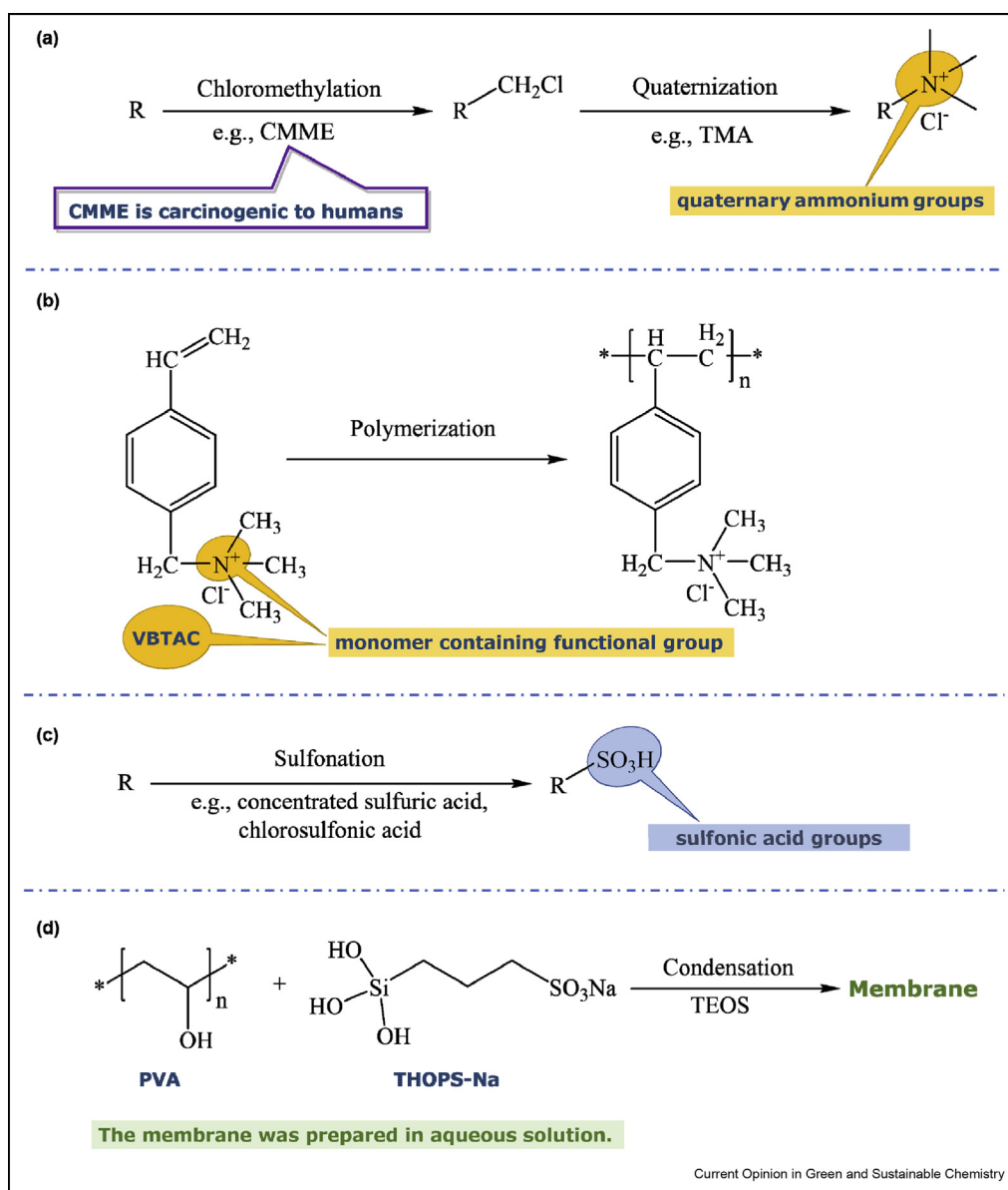
Green synthesis of polymeric membranes: recent advances and limitations

Generally, polymeric membranes are synthesized via two routes, where one involves chemical reactions, while the other one does not involve chemical reactions. The chemical-reaction route usually involves polymerization and/or functionalization. For the nonchemical-reaction route, polymers are usually dissolved in organic solvents, followed by solution casting and phase inversion/solvent evaporation process.

Green synthesis of IEMs

Typically, there are two successive steps for synthesizing anion exchange membranes (AEMs), including chloromethylation followed by quaternization to introduce quaternary ammonium groups (Figure 1a) [33,34]. However, toxic and/or carcinogenic chemicals are usually unavoidable in this method [35,36]. For example, chloromethyl methyl ether (CMME) is often used for chloromethylation [25,33,37]. According to the International Agency for Research on Cancer (IARC),

Figure 1



Conventional routes and green routes for synthesizing IEMs. (a) Conventional route for synthesizing AEMs. (b) An example of green synthesis of AEMs. (c) Conventional route for synthesizing CEMs. (d) An example of green synthesis of CEMs. TMA, trimethylamine; THOPS, 3-tri(2-hydroxyethyl)propylsulfonic acid; TEOS, tetraethyl orthosilicate; IEM, ion exchange membrane; AEM, anion exchange membrane; CEM, cation exchange membrane; VTAC, (ar-vinylbenzyl)trimethylammonium chloride; PVA, polyvinyl alcohol; CMME, chloromethyl methyl ether.

CMME is carcinogenic to human beings. Also, organic solvents are often used in this method [38]. In some studies, CMME is replaced by other chemicals (e.g., paraformaldehyde and chlorotrimethylsilane [39]). However, even if these chemicals are not as dangerous as CMME, they are only relatively safer than CMME. Therefore, researchers have developed various methods to skip the chloromethylation process and to directly quaternize polymers that contain nitrogen groups. For example, Hou et al. [40] reported a green route to prepare AEMs by quaternizing PBI using bromoethane. This route is very simple, and no dangerous chloromethylation reagents are used. From this aspect, it could be classified as green synthesis. However, on the other hand, a lot of DMAc is used to dissolve PBI. According to the IARC, DMAc is possibly carcinogenic to humans. Qaisrani et al. [41] synthesized a new kind of AEMs through thermal treatment of benzoxazine monomer on polytetrafluoroethylene support. Similarly, no chloromethylation is needed in this route. However, formaldehyde is used for benzoxazine synthesis. According to the IARC, formaldehyde is a human carcinogen. Besides, as a solvent, 1,4-dioxane is used for both benzoxazine synthesis and the after membrane preparation. According to the IARC, 1,4-dioxane is a probable human carcinogen. Also, other hazardous chemicals, although not classified as carcinogenic because of lack of evidence, are used in the aforementioned routes. Therefore, strictly speaking, the routes developed by Hou et al. and Qaisrani et al. only realize green synthesis partly compared with traditional methods. Examples of other studies which can also be classified as 'partly green' are the synthesis of materials for 4-nitrophenol removal, where DMF and 1,2-dichloroethane are used as the solvents [42], and the synthesis of radiation-grafted AEMs, where conventional organic chemical propan-2-ol is replaced by water [43]. According to the IARC, 1,2-dichloroethane is possibly carcinogenic to humans. Hu et al. [44] developed a more environment friendly route to prepare AEMs via plasma grafting, polymerization of (ar-vinylbenzyl)trimethylammonium chloride which contains functional quaternary ammonium groups, and solution casting technique. Neither chloromethylation nor quaternization is needed for this route, which is its main advantage over other synthesis routes. The main drawback is that organic solvent DMF is still needed due to the use of solution casting. However, this study opens up new doors for preparing AEMs in a 'greener' way, which is to directly use monomers containing functional groups (Figure 1b). It should be pointed out that when using this methodology, other strategies (e.g., plasma grafting, cross-linking reagents) have to be applied at the same time to make the polymers (in salt form) insoluble in water and more resistant to membrane swelling.

The synthesis of cation exchange membranes (CEMs) generally involves sulfonation to introduce functional

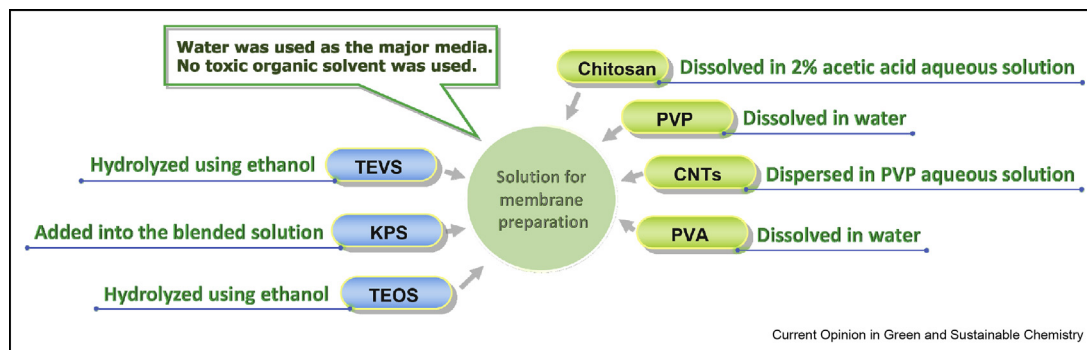
sulfonic groups (Figure 1c) [45]. Dangerous acids such as concentrated sulfuric acid or chlorosulfonic acid are typically used in sulfonation. The acid waste is also hazardous to the environment, and additional efforts are needed to handle the waste properly. Another common method to synthesize CEMs is to disperse cation exchange resins into polymer solution, followed by solution casting and solvent removal (e.g., phase inversion, solvent evaporation by heating) to get the membrane [46]. However, organic solvents are inevitable in this route. To solve these problems, Hao et al. [47] developed a green route to synthesize PVA-based CEMs (Figure 1d). Because PVA is soluble in water, all the preparation is carried out in aqueous media. Therefore, no organic solvent is used. Also, no sulfonation is needed.

Green synthesis of other polymeric membranes

In fact, not limited to IEMs, many polymeric membranes are 'greenly' synthesized in aqueous media [48]. For example, Baatout et al. [49] synthesized cyclodextrin membranes as humidity sensors in aqueous media. Li et al. [50] prepared different kinds of polydimethylsiloxane–PVDF composite membranes via traditional route using toxic n-hexane and green route using water coupled with surfactant. The authors found that membranes prepared using green route demonstrated better pervaporation performance than membranes prepared using conventional routes. Using water as the solvent, Peng et al. [51] developed a green method to synthesize β -MnOOH nanofibers. Unfortunately, toxic organic solvent, that is, toluene, is also used during membrane preparation. Bibi et al. [52] prepared green nanocomposite membranes using water as the major medium (Figure 2). Using this green method, they carried out a series of studies [53–55]. There are several green strategies involved in their synthesis that are worth discussing. First and foremost, most of the chemicals used for synthesis are water soluble, including polymers. Therefore, no toxic organic solvents are needed because water can be used as the substitute. Second, polymers are used for membrane preparation. Therefore, no polymerization is needed. In other words, no dangerous monomers are needed. Third, if a chemical has to be used but cannot be dissolved in water, then other green strategies can be applied. For example, sonication can be used to disperse carbon nanotubes into aqueous solution. Finally, if an organic solvent has to be used, then low toxic ones are chosen, such as ethanol. More details derived from the last strategy are discussed in the following section.

Unfortunately, in many situations, water cannot take the role of conventional toxic organic solvents. In these cases, nontoxic or less toxic solvents can be used. Examples of green or less toxic organic solvents are methyl lactate, ethyl lactate, supercritical carbon dioxide (sCO₂), ionic liquids, DMSO, and triethylphosphate

Figure 2



An example of green synthesis of nanocomposite membranes. PVP, polyvinylpyrrolidone; TEVS, triethoxyvinylsilane; TEOS, tetraethyl orthosilicate; KPS, potassium persulfate; CNT, carbon nanotube; PVA, polyvinyl alcohol.

[56]. For example, PIMs are commonly synthesized using toxic organic solvents, such as DMAc and toluene [57–59]. Ponomarev et al. [60] developed a new method to effectively synthesize PIMs using DMSO as the solvent. Marino et al. [61] synthesized PVDF membranes for membrane distillation applications using solution casting method, where triethylphosphate is used as the solvent to replace conventional toxic solvents. Barroso et al. [62] synthesized polyacrylonitrile-based ultrafiltration membranes in $s\text{CO}_2$ with improved antifouling performance.

To meet the requirements for different applications of polymeric membranes, there is a growing interest to incorporate nanoparticles (NPs) into the polymer matrix to tune membrane properties [63]. Because NPs are part of the membranes, the synthesis of NPs is expected to be green as well. There have been quite a few studies on green synthesis of NPs; many of which are conducted in aqueous media [64,65]. Sharma et al. [66] conducted a comprehensive review on green synthesis of silver NPs. Smuleac et al. [67] developed a novel green route to prepare membranes for the degradation of chlorinated organic pollutants (Figure 3). Specifically, PVDF membranes were functionalized by in situ polymerization of acrylic acid in an aqueous phase. Then Fe NPs were synthesized in polyacrylic acid functionalized PVDF membranes using green tea extract, instead of the conventional dangerous reducing agent, that is, sodium borohydride. This green route is exemplary because no organic solvents are used during membrane preparation. Instead, water is used as the solvent. Furthermore, as a substitute for traditional reducing agents, green tea extract is innovatively used for NPs synthesis. Green tea extract is biodegradable, naturally available, and nontoxic. This enlightening study opens up new possibilities for green synthesis, which is to explore green materials from the natural world to replace conventional chemicals.

As indicated previously, researchers have been exploiting natural resources, such as carboxymethyl cellulose (CMC) and natural tree gums, as the substitutes for conventional chemicals. As a biodegradable polymer, CMC is derived from nature resources [68]. Unlu et al. [68] synthesized a catalytic membrane for biodiesel production. They used CMC as the polymer. Moreover, the preparation is carried out in aqueous solution at room temperature because CMC is also soluble in water. But unfortunately, chloroacetic acid is usually used in CMC production, and it is considered as a hazardous chemical. Gum karaya and gum kondagogu are two examples of natural tree gums. As the green reducing agents, they are used for synthesis of NPs [69–71].

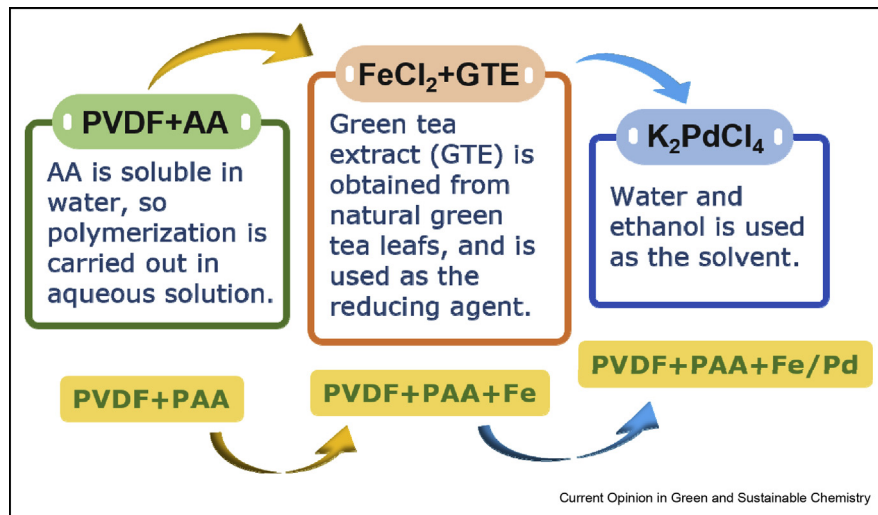
Conclusions and future prospects

With the continuous improvement of our society, in combination with the growing concern of global environmental pollution, green and sustainable synthesis is the only way forward. Unfortunately, for polymeric membrane preparation, green synthesis studies only account for a small portion of the total studies. Moreover, most of the current green strategies can only realize green synthesis partly. Therefore, there is still a long way to go. Before reaching the ultimate goal of green synthesis, there are several stages to go (Figure 4).

Increase the proportion of green synthesis to total synthesis (stage 1)

In this stage, more researchers are considering green synthesis strategies when designing their experiments. One typical route is toxic solvents are gradually replaced by less toxic or nontoxic solvents which are commercially available. Another typical route is chemicals which 'only' dissolves in toxic solvents are gradually replaced by more environment friendly chemicals. The two routes are not mutually exclusive. In fact, they can be proceeded simultaneously. An example is to use existing water-

Figure 3



An example of green synthesis of membranes using natural available resources. AA, acrylic acid; PVDF, polyvinylidene fluoride.

soluble polymers to replace water-insoluble polymers; therefore, water can be used to dissolve the polymers.

Increase the proportion of 'near-complete green synthesis' to total green synthesis (stage 2)

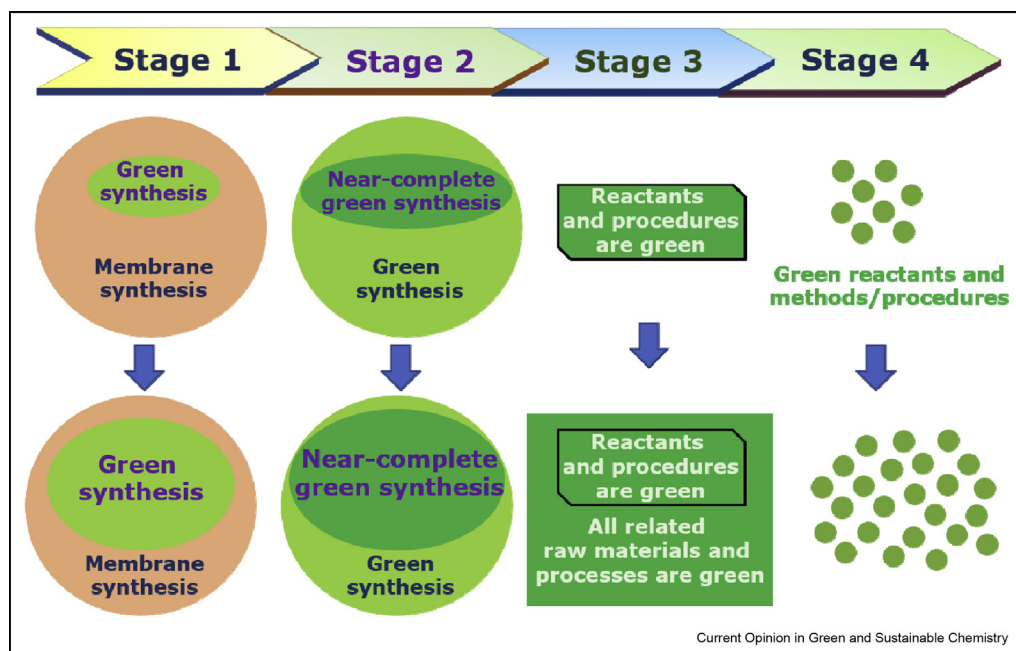
In this stage, more synthesis methods are developed to realize 'near-complete green synthesis', which means that no toxic solvents are used, no toxic reactants are used, and no dangerous or unsustainable processes/

procedures are used. For example, in these green routes, there is no need to use a lot of solvents to wash the membranes to remove unreacted chemicals, and there is no hazardous waste produced during synthesis.

Apply the 'life cycle assessment methodology' to realize green synthesis completely (stage 3)

In this stage, when designing a synthesis route, the origin of the chemicals used for synthesis, as well as

Figure 4



Four stages of green synthesis of polymeric membranes.

other materials involved in the synthesis procedure, should also be considered as green. In other words, not only should a chemical itself be safe/nontoxic, but the sources and procedures used to produce this chemical should be green as well. One route is to use natural resources to extract chemicals that are harmless to humans and the environment. It should be addressed that the extraction process should be green as well.

Continuously develop more green chemicals and synthesis methods (stage 4)

In this stage, it is very hard to find membranes synthesized via environment unfriendly ways because there are plenty of green methods available, there are a vast variety of green chemicals which are commercially available, and more chemicals are being developed or discovered in green and sustainable ways. At this stage, the ultimate goal of green synthesis is fully achieved.

Conflict of interest statement

Nothing declared.

Acknowledgements

Shanxue Jiang gratefully acknowledges the Department of Chemical Engineering at Imperial College London for providing the Ph.D. scholarship.

References

Papers of particular interest, published within the period of review, have been highlighted as:

- of special interest
 - of outstanding interest
1. Qiu Q, Cha JH, Choi YW, Choi JH, Shin J, Lee YS: **Preparation of polyethylene membranes filled with crosslinked sulfonated polystyrene for cation exchange and transport in membrane capacitive deionization process.** *Desalination* 2017, **417**: 87–93. <https://doi.org/10.1016/j.desal.2017.05.008>.
 2. Lee N, Duong DT, Kim D: **Cyclic ammonium grafted poly (arylene ether ketone) hydroxide ion exchange membranes for alkaline water electrolysis with high chemical stability and cell efficiency.** *Electrochim Acta* 2018, **271**:150–157. <https://doi.org/10.1016/j.electacta.2018.03.117>.
 3. Aouali FZ, Becherif M, Ramadan HS, Emziane M, Khellaf A, Mohammadi K: **Analytical modelling and experimental validation of proton exchange membrane electrolyser for hydrogen production.** *Int J Hydrogen Energy* 2017, **42**: 1366–1374. <https://doi.org/10.1016/j.ijhydene.2016.03.101>.
 4. Kwon YH, Min B, Yang S, Koh DY, Bhave RR, Nair S: **Ion-exchanged SAPO-34 membranes for krypton-xenon separation: control of permeation properties and fabrication of hollow fiber membranes.** *ACS Appl Mater Interfaces* 2018, **10**: 6361–6368. <https://doi.org/10.1021/acsami.7b18244>.
 5. Warsinger DM, Chakraborty S, Tow EW, Plumlee MH, Bellona C, Loutatidou S, Karimi L, Mikelonis AM, Achilli A, Ghassemi A, Padhye LP, Snyder SA, Curcio S, Vecitis CD, Arafat HA, Lienhard JH: **A review of polymeric membranes and processes for potable water reuse.** *Prog Polym Sci* 2018, **81**: 209–237. <https://doi.org/10.1016/j.progpolymsci.2018.01.004>.
 6. Al Abdulgader H, Kochkodan V, Hilal N: **Hybrid ion exchange - pressure driven membrane processes in water treatment: a review.** *Separ Purif Technol* 2013, **116**:253–264. <https://doi.org/10.1016/j.seppur.2013.05.052>.
 7. Hagesteijn KFL, Jiang S, Ladewig BP: **A review of the synthesis and characterization of anion exchange membranes.** *J Mater Sci* 2018, **53**:11131–11150. <https://doi.org/10.1007/s10853-018-2409-y>.
 8. Jiang S, Hagesteijn KFL, Ni J, Ladewig BP: **A scientometric study of the research on ion exchange membranes.** *RSC Adv* 2018, **8**:24036–24048. <https://doi.org/10.1039/c8ra04686g>.
 9. Zuo HR, Lu H, Cao GP, Wang M, Wang YY, Liu JM: **Ion exchange resin blended membrane: enhanced water transfer and retained salt rejection for forward osmosis.** *Desalination* 2017, **421**:12–22. <https://doi.org/10.1016/j.desal.2017.04.021>.
 10. Langari S, Saljoughi E, Mousavi SM: **Chitosan/polyvinyl alcohol/amino functionalized multiwalled carbon nanotube pervaporation membranes: synthesis, characterization, and performance.** *Polym Adv Technol* 2018, **29**:84–94. <https://doi.org/10.1002/pat.4091>.
 11. Jiang S, Li Y, Ladewig BP: **A review of reverse osmosis membrane fouling and control strategies.** *Sci Total Environ* 2017, **595**:567–583. <https://doi.org/10.1016/j.scitotenv.2017.03.235>.
 12. Golubenko DV, Yaroslavtsev AB: **New approach to the preparation of grafted ion exchange membranes based on UV-oxidized polymer films and sulfonated polystyrene.** *Mendeleeev Commun* 2017, **27**:572–573. <https://doi.org/10.1016/j.mencom.2017.11.011>.
 13. Fernandez-Gonzalez C, Dominguez-Ramos A, Ibañez R, Chen Y, Irabien A: **Valorization of desalination brines by electrodialysis with bipolar membranes using nanocomposite anion exchange membranes.** *Desalination* 2017, **406**:16–24. <https://doi.org/10.1016/j.desal.2016.07.033>.
 14. Yuan Z, Dai Q, Qiao L, Zhao Y, Zhang H, Li X: **Highly stable aromatic poly (ether sulfone) composite ion exchange membrane for vanadium flow battery.** *J Membr Sci* 2017, **541**: 465–473. <https://doi.org/10.1016/j.memsci.2017.07.036>.
 15. Reig M, Farrokhzad H, Van der Bruggen B, Gibert O, Cortina JL, Van Der Bruggen B, Gibert O, Luis J: **Synthesis of a monovalent selective cation exchange membrane to concentrate reverse osmosis brines by electrodialysis.** *Desalination* 2015, **375**:1–9. <https://doi.org/10.1016/j.desal.2015.07.023>.
 16. Chen D, Chen X, Ding L, Li X: **Advanced acid-base blend ion exchange membranes with high performance for vanadium flow battery application.** *J Membr Sci* 2018, **553**:25–31. <https://doi.org/10.1016/j.memsci.2018.02.039>.
 17. Ge L, Wu L, Wu B, Wang G, Xu T: **Preparation of monovalent cation selective membranes through annealing treatment.** *J Membr Sci* 2014, **459**:217–222. <https://doi.org/10.1016/j.memsci.2014.02.025>.
 18. Seepana MM, Pandey J, Shukla A: **Design and synthesis of highly stable poly(tetrafluoroethylene)-zirconium phosphate (PTFE-ZrP) ion-exchange membrane for vanadium redox flow battery (VRFB).** *Ionics* 2017, **23**:1471–1480. <https://doi.org/10.1007/s11581-016-1967-8>.
 19. Golubenko DV, Safronova EY, Ilyin AB, Shevlyakova NV, Tverskoi VA, Dammak L, Grande D, Yaroslavtsev AB: **Influence of the water state on the ionic conductivity of ion-exchange membranes based on polyethylene and sulfonated grafted polystyrene.** *Mater Chem Phys* 2017, **197**:192–199. <https://doi.org/10.1016/j.matchemphys.2017.05.015>.
 20. Vatanpour V, Zoqi N: **Surface modification of commercial seawater reverse osmosis membranes by grafting of hydrophilic monomer blended with carboxylated multiwalled carbon nanotubes.** *Appl Surf Sci* 2017, **396**:1478–1489. <https://doi.org/10.1016/j.apsusc.2016.11.195>.
 21. Chen Q, Ding L, Wang L, Yang H, Yu X: **High proton selectivity sulfonated polyimides ion exchange membranes for vanadium flow batteries.** *Polymers* 2018, **10**:1315. <https://doi.org/10.3390/polym10121315>.
 22. Lanč M, Pilnáček K, Mason CR, Budd PM, Rogan Y, Malpass-Evans R, Carta M, Gándara BC, McKeown NB, Jansen JC, Vopička O, Friess K: **Gas sorption in polymers of intrinsic microporosity: the difference between solubility coefficients determined via time-lag and direct sorption experiments.** *J Membr Sci* 2019, **570–571**:522–536. <https://doi.org/10.1016/j.memsci.2018.10.048>.

23. Zhao S, Liao J, Li D, Wang X, Li N: **Blending of compatible polymer of intrinsic microporosity (PIM-1) with Tröger's Base polymer for gas separation membranes.** *J Membr Sci* 2018, **566**:77–86. <https://doi.org/10.1016/j.memsci.2018.08.010>.
24. Fuoco A, Comesaña-Gándara B, Longo M, Esposito E, Monteleone M, Rose I, Bezzu CG, Carta M, McKeown NB, Jansen JC: **Temperature dependence of gas permeation and diffusion in triptycene-based ultrapermeable polymers of intrinsic microporosity.** *ACS Appl Mater Interfaces* 2018, **10**:36475–36482. <https://doi.org/10.1021/acsami.8b13634>.
25. Chu J, Lee K, Kim A, Yoo D: **Improved physicochemical stability and high ion transportation of poly(arylene ether sulfone) blocks containing a fluorinated hydrophobic part for anion exchange membrane applications.** *Polymers* 2018, **10**:1400. <https://doi.org/10.3390/polym10121400>.
26. Cheng X, Wang J, Liao Y, Li C, Wei Z: **Enhanced conductivity of anion-exchange membrane by incorporation of quaternized cellulose nanocrystal.** *ACS Appl Mater Interfaces* 2018, **10**:23774–23782. <https://doi.org/10.1021/acsami.8b05298>.
27. Li Z, Ma Z, Xu Y, Wang X, Sun Y, Wang R, Wang J, Gao X, Gao J: **Developing homogeneous ion exchange membranes derived from sulfonated polyethersulfone/N-phthaloyl-chitosan for improved hydrophilic and controllable porosity.** *Korean J Chem Eng* 2018, **35**:1716–1725. <https://doi.org/10.1007/s11814-018-0064-2>.
28. Aziz MA, Shanmugam S: **Sulfonated graphene oxide-decorated block copolymer as a proton-exchange membrane: improving the ion selectivity for all-vanadium redox flow batteries.** *J Mater Chem A* 2018, **6**:17740–17750. <https://doi.org/10.1039/c8ta06717a>.
29. Le Mong A, Yang S, Kim D: **Pore-filling polymer electrolyte membrane based on poly(arylene ether ketone) for enhanced dimensional stability and reduced methanol permeability.** *J Membr Sci* 2017, **543**:133–142. <https://doi.org/10.1016/j.memsci.2017.07.060>.
30. Zhang Y, Zhang W, Cházaro-Ruiz LF: **Porous PVDF/PANI ion-exchange membrane (IEM) modified by polyvinylpyrrolidone (PVP) and lithium chloride in the application of membrane capacitive deionisation (MCDI).** *Water Sci Technol* 2018, **77**:2311–2319. <https://doi.org/10.2166/wst.2018.152>.
31. Tong X, Zhang B, Fan Y, Chen Y: **Mechanism exploration of ion transport in nanocomposite cation exchange membranes.** *ACS Appl Mater Interfaces* 2017, **9**:13491–13499. <https://doi.org/10.1021/acsami.7b01541>.
32. Suah FBM, Roslan NA, Dahlan NF, Mohamed N: **A use of polymer inclusion membrane as anion exchange membrane for recovery of Cu(II) ions based on an electrogenerative system.** *J Electrochem Soc* 2018, **165**:H310–H315. <https://doi.org/10.1149/2.0101807jes>.
33. Mahmoud AMA, Elsaghier AMM, Otsuji K, Miyatake K: **High hydroxide ion conductivity with enhanced alkaline stability of partially fluorinated and quaternized aromatic copolymers as anion exchange membranes.** *Macromolecules* 2017, **50**:4256–4266. <https://doi.org/10.1021/acs.macromol.7b00401>.
34. Ono H, Miyake J, Shimada S, Uchida M, Miyatake K: **Anion exchange membranes composed of perfluoroalkylene chains and ammonium-functionalized oligophenylenes.** *J Mater Chem A* 2015, **3**:21779–21788. <https://doi.org/10.1039/c5ta06454f>.
35. Choi J, Yang S, Jeong NJ, Kim H, Kim WS: **Fabrication of an anion-exchange membrane by pore-filling using catechol-1,4-diazabicyclo-[2,2,2]octane coating and its application to reverse electrodialysis.** *Langmuir* 2018, **34**:10837–10846. <https://doi.org/10.1021/acs.langmuir.8b01666>.
36. Kim Y, Moh LCH, Swager TM: **Anion exchange membranes: enhancement by addition of unfunctionalized triptycene poly(ether Sulfone)s.** *ACS Appl Mater Interfaces* 2017, **9**:42409–42414. <https://doi.org/10.1021/acsami.7b13058>.
37. Son TY, Choi DH, Park CH, Nam SY: **Preparation and electrochemical characterization of membranes using submicron sized particles with high ion exchange capacity for electro-adsorptive deionization.** *J Nanosci Nanotechnol* 2017, **17**:7743–7750. <https://doi.org/10.1166/jnn.2017.14799>.
38. Zhu Y, He Y, Ge X, Liang X, Shehzad MA, Hu M, Liu Y, Wu L, Xu T: **A benzyltetramethylimidazolium-based membrane with exceptional alkaline stability in fuel cells: role of its structure in alkaline stability.** *J Mater Chem A* 2018, **6**:527–534. <https://doi.org/10.1039/c7ta09095a>.
39. Iravaninia M, Azizi S, Rowshanzamir S: **A comprehensive study on the stability and ion transport in cross-linked anion exchange membranes based on polysulfone for solid alkaline fuel cells.** *Int J Hydrogen Energy* 2017, **42**:17229–17241. <https://doi.org/10.1016/j.ijhydene.2017.05.200>.
40. Hou H, Wang S, Liu H, Sun L, Jin W, Jing M, Jiang L, Sun G: **Synthesis and characterization of a new anion exchange membrane by a green and facile route.** *Int J Hydrogen Energy* 2011, **36**:11955–11960. <https://doi.org/10.1016/j.ijhydene.2011.06.054>.
41. Qaisrani NA, Ma Y, Ma L, Liu J, Gao L, Li L, Gong S, Yan X, Zhang F, He G: **Facile and green fabrication of polybenzoxazine-based composite anion-exchange membranes with a self-cross-linked structure.** *Ionics* 2018, **24**:3053–3063. <https://doi.org/10.1007/s11581-017-2433-y>.
- This paper reports a green route to synthesize AEMs via in situ polymerization of benzoxazine monomer within PTFE without the need for chloromethylation.
42. Chinnappan A, Tamboli AH, Chung WJ, Kim H: **Green synthesis, characterization and catalytic efficiency of hypercross-linked porous polymeric ionic liquid networks towards 4-nitrophenol reduction.** *Chem Eng J* 2016, **285**:554–561. <https://doi.org/10.1016/j.cej.2015.10.032>.
43. Wang L, Magliocca E, Cunningham EL, Mustain WE, Poynton SD, Escudero-Cid R, Nasef MM, Ponce-González J, Bance-Souahli R, Slade RCT, Wheligan DK, Varcoe JR: **An optimised synthesis of high performance radiation-grafted anion-exchange membranes.** *Green Chem* 2017, **19**:831–843. <https://doi.org/10.1039/c6gc02526a>.
- This paper reports a new method to prepare high performance AEMs using water as the substitute for traditional propan-2-ol diluent during the grafting stage.
44. Hu J, Zhang C, Zhang X, Chen L, Jiang L, Meng Y, Wang X: **A green approach for preparing anion exchange membrane based on cardo polyetherketone powders.** *J Power Sources* 2014, **272**:211–217. <https://doi.org/10.1016/j.jpowsour.2014.08.076>.
45. Jiang S, Ladewig BP: **High ion-exchange capacity semi-homogeneous cation exchange membranes prepared via a novel polymerization and sulfonation approach in porous polypropylene.** *ACS Appl Mater Interfaces* 2017, **9**:38612–38620. <https://doi.org/10.1021/acsami.7b13076>.
46. Radmanesh F, Rijnaarts T, Moheb A, Sadeghi M, de Vos WM: **Enhanced selectivity and performance of heterogenous cation exchange membranes through addition of sulfonated and protonated Montmorillonite.** *J Colloid Interface Sci* 2019, **533**:658–670. <https://doi.org/10.1016/j.jcis.2018.08.100>.
47. Hao J, Wu Y, Ran J, Wu B, Xu T: **A simple and green preparation of PVA-based cation exchange hybrid membranes for alkali recovery.** *J Membr Sci* 2013, **433**:10–16. <https://doi.org/10.1016/j.memsci.2013.01.014>.
48. Sun J, Yi Z, Zhao X, Zhou Y, Gao C: **CO₂ separation membranes with high permeability and CO₂/N₂ selectivity prepared by electrostatic self-assembly of polyethylenimine on reverse osmosis membranes.** *RSC Adv* 2017, **7**:14678–14687. <https://doi.org/10.1039/c7ra00094d>.
- This paper reports a green method to prepare CO₂ separation membranes using water-soluble polyethylenimine (PEI) combined with RO substrate. No organic solvents are needed. But it should be pointed out that it is difficult to use water-soluble polymers for water treatment because they are soluble in water.
49. Baatout Z, Teka S, Jaballah N, Sakly N, Sun X, Maurel F, Majdoub M: **Water-insoluble cyclodextrin membranes for humidity detection: green synthesis, characterization and sensing performances.** *J Mater Sci* 2018, **53**:1455–1469. <https://doi.org/10.1007/s10853-017-1561-0>.

This paper reports a green and one-pot method to synthesize cyclodextrin membranes in aqueous media. Unfortunately, chloroform, which is possibly carcinogenic to humans, is also used during synthesis.

50. Li S, Qin F, Qin P, Karim MN, Tan T: **Preparation of PDMS membrane using water as solvent for pervaporation separation of butanol-water mixture.** *Green Chem* 2013, **15**: 2180–2190. <https://doi.org/10.1039/c3gc40291f>.
 51. Peng X, Ichinose I: **Green-chemical synthesis of ultrathin β -MnOOH nanofibers for separation membranes.** *Adv Funct Mater* 2011, **21**:2080–2087. <https://doi.org/10.1002/adfm.201002628>.
 52. Bibi S, Yasin T, Hassan S, Riaz M, Nawaz M: **Chitosan/CNTs green nanocomposite membrane: synthesis, swelling and polyaromatic hydrocarbons removal.** *Mater Sci Eng C* 2015, **46**:359–365. <https://doi.org/10.1016/j.msec.2014.10.057>.
 53. Bibi S, Price GJ, Nawaz M: **Eco-friendly synthesis and catalytic application of chitosan/gold/carbon nanotube nano-composite films.** *RSC Adv* 2016, **6**:60180–60186. <https://doi.org/10.1039/C6RA11618C>.
 54. Bibi S, Nawaz M, Yasin T, Riaz M: **Chitosan/CNTs nano-composite as green carrier material for pesticides controlled release.** *J Polym Res* 2016, **23**:154. <https://doi.org/10.1007/s10965-016-1055-9>.
 55. Kamal MA, Bibi S, Bokhari SW, Siddique AH, Yasin T: **Synthesis and adsorptive characteristics of novel chitosan/graphene oxide nanocomposite for dye uptake.** *React Funct Polym* 2017, **110**:21–29. <https://doi.org/10.1016/j.reactfunctpolym.2016.11.002>.
- This paper reports a green approach to prepare Chitosan/GO membranes in aqueous media. No toxic organic solvents are used. Water-soluble polymer PVA is used.
56. Figoli A, Marino T, Simone S, Di Nicolò E, Li XM, He T, Tornaghi S, Drioli E: **Towards non-toxic solvents for membrane preparation: a review.** *Green Chem* 2014, **16**:4034–4059. <https://doi.org/10.1039/c4gc00613e>.
 57. Satilmis B, Budd PM, Uyar T: **Systematic hydrolysis of PIM-1 and electrospinning of hydrolyzed PIM-1 ultrafine fibers for an efficient removal of dye from water.** *React Funct Polym* 2017, **121**:67–75. <https://doi.org/10.1016/j.reactfunctpolym.2017.10.019>.
 58. Lan Y, Peng P: **Preparation of polymer of intrinsic microporosity composite membranes and their applications for butanol recovery.** *J Appl Polym Sci* 2019, **136**:46912. <https://doi.org/10.1002/app.46912>.
 59. Satilmis B, Uyar T: **Removal of aniline from air and water by polymers of intrinsic microporosity (PIM-1) electrospun ultrafine fibers.** *J Colloid Interface Sci* 2018, **516**:317–324. <https://doi.org/10.1016/j.jcis.2018.01.069>.
 60. Ponomarev III, Blagodatskikh IV, Muranov AV, Volkova YA, Razorenov DY, Ponomarev III, Skupov KM: **Dimethyl sulfoxide as a green solvent for successful precipitative poly-heterocyclization based on nucleophilic aromatic substitution, resulting in high molecular weight PIM-1.** *Mendeleev Commun* 2016, **26**:362–364. <https://doi.org/10.1016/j.mencom.2016.07.033>.
 61. Marino T, Blefari S, Di Nicolò E, Figoli A: **A more sustainable membrane preparation using triethyl phosphate as solvent.**

Green Process Synth 2017, **6**:295–300. <https://doi.org/10.1515/gps-2016-0165>.

This paper reports a sustainable approach to prepare PVDF based MD membranes. A key thing is that TEP is used as the replacement for conventional toxic solvents such as NMP, DMAc, and DMF.

62. Barroso T, Temtem M, Casimiro T, Aguiar-Ricardo A: **Antifouling performance of poly(acrylonitrile)-based membranes: from green synthesis to application.** *J Supercrit Fluids* 2011, **56**: 312–321. <https://doi.org/10.1016/j.supflu.2010.10.035>.
 63. Hosseini SM, Jashni E, Amani S, Van der Bruggen B: **Tailoring the electrochemical properties of ED ion exchange membranes based on the synergism of TiO₂ nanoparticles-co-GO nanoplates.** *J Colloid Interface Sci* 2017, **505**:763–775. <https://doi.org/10.1016/j.jcis.2017.06.045>.
 64. Marulasiddeshwara MB, Dakshayani SS, Sharath Kumar MN, Chethana R, Raghavendra Kumar P, Devaraja S: **Facile-one pot-green synthesis, antibacterial, antifungal, antioxidant and antiplatelet activities of lignin capped silver nanoparticles: a promising therapeutic agent.** *Mater Sci Eng C* 2017, **81**: 182–190. <https://doi.org/10.1016/j.msec.2017.07.054>.
 65. Zhang P, Zhang X, Zhang S, Lu X, Li Q, Su Z, Wei G: **One-pot green synthesis, characterizations, and biosensor application of self-assembled reduced graphene oxide-gold nanoparticle hybrid membranes.** *J Mater Chem B* 2013, **1**: 6525–6531. <https://doi.org/10.1039/c3tb21270j>.
 66. Sharma VK, FAU YRA, Lin Y: **Silver nanoparticles: green synthesis and their antimicrobial activities.** *Adv Colloid Interface Sci* 2009, **145**:83–96.
 67. Smuleac V, Varma R, Sikdar S, Bhattacharyya D: **Green synthesis of Fe and Fe/Pd bimetallic nanoparticles in membranes for reductive degradation of chlorinated organics.** *J Membr Sci* 2011, **379**:131–137. <https://doi.org/10.1016/j.memsci.2011.05.054>.
 68. Unlu D, Nigiz FU, Hilmioglu N: **Biodiesel from oleic acid by green catalyst “catalytic membrane”: a solution to global warming problems.** *Acta Phys Pol, A* 2017:689–692. <https://doi.org/10.12693/APhysPolA.132.689>.
- The authors develop a green catalyst used for biodiesel synthesis. The raw material, CMC, is a natural polymer and is also biodegradable. This paper is interesting because it puts forward a strategy for green synthesis, which is to use materials derived from natural resources.
69. Padil VVT, Černík M: **Green synthesis of copper oxide nanoparticles using gum karaya as a biotemplate and their antibacterial application.** *Int J Nanomed* 2013, **8**:889–898. <https://doi.org/10.2147/IJN.S40599>.
 70. Nguyen NHA, Padil VVT, Slaveykova VI, Černík M, Ševců A: **Green synthesis of metal and metal oxide nanoparticles and their effect on the unicellular alga *Chlamydomonas reinhardtii*.** *Nanoscale Res. Lett.* 2018, **13**:159. <https://doi.org/10.1186/s11671-018-2575-5>.
 71. Saranya KS, Vellora Thekkae Padil V, Senan C, Pilankatta R, Saranya K, George B, Waclawek S, Černík M: **Green synthesis of high temperature stable Anatase titanium dioxide nanoparticles using gum kondagogu: characterization and solar driven photocatalytic degradation of organic dye.** *Nanomaterials* 2018, **8**:1002. <https://doi.org/10.3390/nano8121002>.
- This article reports a green approach to synthesize TiO₂ NPs using Kondagogu gum, a cost-effective biopolymer obtained from Kondagogu tree.