

STATEC

Institut national de la Statistique
et des études économiques

Nous comptons, car vous comptez !

Recensement de la population | Luxembourg



RP 1^{er} résultats 2021 N°06

The Migration Background of the Population of the Grand Duchy of Luxembourg: Structure and Demographic Implications

Frédéric DOCQUIER, Aleksandra SZYMANSKA (LISER)

Louis CHAUVEL, Etienne LE BIHAN, Isabelle PIGERON-PIROTH, Kerry SCHIEL (Université du Luxembourg)

V.02 - 10.01.2024

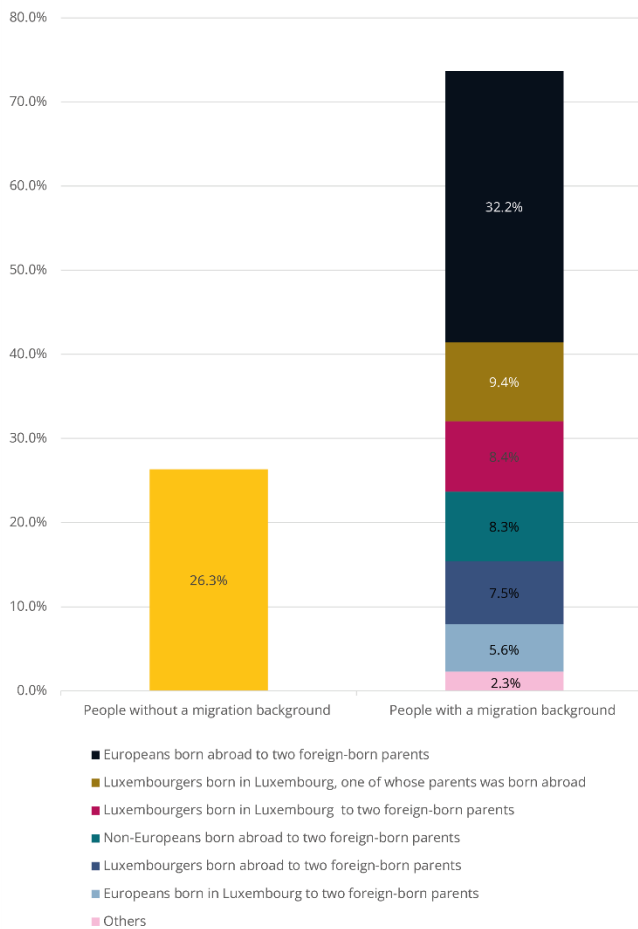
The population census categorizes individuals based on their country of birth and nationality, distinguishing between natives (people born in Luxembourg) and foreign-born individuals, as well as their country of nationality, distinguishing between nationals and foreign citizens. Furthermore, an individual's migratory background is captured not solely from their nationality and birthplace, but also from their parents' birthplace. In the first part of this study, the extent and composition of migratory backgrounds in the Grand Duchy of Luxembourg will be examined. The second part delves into the relationships between migratory backgrounds and naturalization policy reforms. Finally, the third part highlights the demographic dynamics induced by variations in migratory backgrounds during the period from 2011 to 2021.

The composition of migratory background

The migratory background has expanded during the intercensal period. According to the 2021 Luxembourg census, the foreign-born population accounts for 49.3% of the total population (compared to 40.1% in 2011), while 47.2% of the total population lacks Luxembourgish citizenship (compared to 43.0% in 2011)¹. Among the native-born, whether they hold Luxembourgish nationality or not, we can differentiate between those born to two parents born in Luxembourg and those born to one or both parents born abroad. Hence, people with no migratory background are nationals born in Luxembourg to two parents who were themselves born in Luxembourg. As evident from Figure 1, this group without a migration background represents 26.3% of the population, compared to 38.8% in 2011.

¹ The methodological note discusses the differences between statistics derived from the census and administrative data.

FIGURE 1: MIGRATION BACKGROUND IN THE POPULATION OF LUXEMBOURG: KEY SUMMARY



Source: STATEC-RP2021

Consequently, if we restrict migratory backgrounds to individuals born in Luxembourg with at least one parent born abroad (sometimes referred to as second-generation immigrants), 73.7% of the population in 2021 has a foreign background (depicted in Figure 1), compared to 61.2% in 2011. This group encompasses 32.2% of European citizens born overseas to parents who are both foreign-born, 8.3% of non-European citizens born abroad to foreign-born parents, and 5.6% of Europeans born in Luxembourg to two parents born abroad. Figure 1 also includes Luxembourgish citizens born either within the country (combining 9.4% and 8.4%) or abroad (combining 7.5% and 0.8%) who have at least one parent born abroad. In comparison to 2011, the proportion of residents with either a direct or indirect foreign background has risen by 12.5 percentage points.

Population by primary nationality and country of birth

Table 1 offers a more detailed examination of the direct migration background – first-generation immigrants. It provides a comprehensive breakdown of the population of Luxembourg based on their origins. For enhanced table readability, let us clarify that rows represent distinct countries (or regions) of birth, while columns indicate different nationalities. It is important to note that for individuals holding multiple citizenships, the nationality declared as primary is taken into account, with Luxembourg nationality being considered as the default primary nationality. By cross-referencing birthplaces and nationalities, each cell delineates the proportion of a specific group within the total population. Thus, the last column showcases the percentage of individuals born in a particular country (or region), while the last row presents the population distribution based on citizenship.

Directing our focus towards the citizenship breakdown, 52.8% of the respondents to the 2021 census holds Luxembourgish citizenship, while 38.2% possess a primary nationality from one European Union member state. Among these, the prevalent foreign nationalities include Portuguese, constituting 14.5% of the population, trailed by the French (7.6%), Belgians (3.1%), and Germans (2.0%). Citizens from other European nations make up 2.7% of the population, whereas non-Europeans account for 6.3%. Amid the cohort of Luxembourgish citizen (first column), those who were born in Luxembourg account for 44.1% of the total population, while 5.1% were born in other European Union member states, and 1.6% in other European countries. This indicates that a mere 2% of Luxembourgish citizens were born outside of Europe. In particular, Luxembourgish citizens originating from Asian and African countries represent 0.7% and 0.8% of the total population, respectively.

TABLE 1: POPULATION BY COUNTRY OF BIRTH AND PRIMARY NATIONALITY

Citizenship	Luxembourg	Portugal	Germany	Belgium	France	Other EU Member States	United Kingdom	Other European countries	Other non-European countries	Others
<i>Birth country</i>										
Luxembourg	44.1%	2.7%	0.2%	0.4%	1.1%	1.4%	0.1%	0.2%	0.4%	0.0%
Other EU Member States	5.1%	10.4%	1.6%	2.3%	5.8%	8.2%	0.0%	0.0%	0.1%	0.0%
United Kingdom	0.3%	0.0%	0.0%	0.0%	0.0%	0.1%	0.5%	0.0%	0.0%	0.0%
Other European countries	1.3%	0.1%	0.0%	0.0%	0.1%	0.4%	0.0%	1.6%	0.0%	0.0%
North American countries	0.1%	0.0%	0.0%	0.0%	0.0%	0.1%	0.0%	0.0%	0.3%	0.0%
Asian countries	0.7%	0.0%	0.1%	0.1%	0.1%	0.1%	0.0%	0.0%	2.7%	0.0%
Caribbean, South or Central American countries	0.3%	0.2%	0.0%	0.0%	0.1%	0.3%	0.0%	0.0%	0.7%	0.0%
Oceanian countries	0.0%	0.0%	0.0%	0.0%	0.0%	0.0%	0.0%	0.0%	0.0%	0.0%
African countries	0.8%	1.1%	0.1%	0.2%	0.4%	0.3%	0.0%	0.0%	1.9%	0.0%
Others	0.1%	0.0%	0.0%	0.0%	0.0%	0.0%	0.0%	0.1%	0.0%	0.0%
Not specified	0.0%	0.0%	0.0%	0.0%	0.0%	0.0%	0.0%	0.0%	0.0%	0.0%
Share of Population	52.8%	14.5%	2.0%	3.1%	7.6%	11.0%	0.7%	2.0%	6.3%	0.1%

Source: STATEC-RP2021

Shifting our focus to the birthplace categorization, 50.7% of the population is born in Luxembourg, while 49.3% are born abroad. This encompasses residents born in European Union member states, constituting 33.6% of the population. Furthermore, 4.5% and 11.2% were born in other European countries or elsewhere around the world, respectively.

Direct and Indirect Backgrounds of the Population

- The categorization presented in Table 2 facilitates the differentiation of residents possessing either a direct or an indirect migratory background, limiting indirect origin to second-generation immigrants. The entire population is organized into 18 distinct groups, based on their primary nationality, place of birth, and their parents' birth countries. For further details, Table 2 also categorizes foreign countries into

European Union member states (EU) and non-European countries (non-EU), thereby shedding light on segments of the population potentially subject to visa restrictions.

Between 2011 and 2021, the population of Luxembourg expanded by 131 588 residents, growing from 512 353 to 643 941. This growth is primarily attributed to the influx of migrants born abroad to foreign parents, who now constitute 40.5% of the current population, as opposed to 32.0% in 2011. Consequently, a significant structural transformation has occurred within the composition of the population in Luxembourg. Individuals without a migratory background now comprise 26.3% of the population, down from 38.8% in 2011.

Furthermore, the proportion of Luxembourgers who were originally foreigners, born abroad to foreign

TABLE 2: POPULATION OF LUXEMBOURG: NATIONALITY BY THE COUNTRY OF BIRTH

Place of birth of parents	Place of birth of the enumerated person	Nationality of the enumerated person	Total 2021	Share 2021	Share 2011
Luxembourg (both)	Luxembourg	Luxembourgers	169 460	26.3%	38.8%
		EU	212	0.0%	
		nonEU	11	0.0%	0.1%
Abroad (both)	Abroad	Luxembourgers	2 501	0.4%	0.6%
		EU	49	0.0%	
		nonEU	10	0.0%	0.0%
Abroad (both)	Luxembourg	Luxembourgers	53 878	8.4%	4.6%
		EU	36 241	5.6%	
		nonEU	4 615	0.7%	8.5%
Abroad (both)	Abroad	Luxembourgers	48 133	7.5%	4.3%
		EU	207 464	32.2%	
		nonEU	53 359	8.3%	32.0%
One parent Luxembourg / One parent abroad	Luxembourg	Luxembourgers	60 644	9.4%	9.8%
		EU	1 091	0.2%	
		nonEU	87	0.0%	0.4%
Abroad	Abroad	Luxembourgers	5 274	0.8%	0.9%
		EU	849	0.1%	
		nonEU	63	0.0%	0.2%
			643 941	100%	100%

Source: STATEC-RP2021

parents, has increased from 4.3% in 2011 to 7.5% in 2021. Additionally, the number of individuals born in Luxembourg to foreign parents has also shown growth, increasing from 4.6% in 2011 to 8.4% in 2021.

As highlighted earlier, the Luxembourg population is comprised of diverse segments with varying migration backgrounds. Individuals without a migration background, meaning those born in Luxembourg to two parents both born in Luxembourg, constitute 26.3% of the population (169 460 individuals). An even smaller group, accounting for only 0.4% (2 501) of the population, comprises individuals born abroad to two parents born in Luxembourg, with a majority holding Luxembourgish nationality.

A substantial segment, amounting to 14.7%, is made up of individuals born in Luxembourg to two parents born abroad, while 9.6% have at least one parent born in Luxembourg. Within these groups, 56.9% and 98.1%, respectively, hold Luxembourgish citizenship. Conversely, those born abroad to two parents born abroad represent 48.0% of the population, with approximately one sixth of them being Luxembourgish citizens. The remaining groups are comparably smaller in size.

Migratory Background and Naturalizations

Overall, a total of 70 825 respondents to the 2021 census obtained Luxembourgish citizenship through the process of naturalization, representing 20.8% of the population with Luxembourgish citizens. The majority of them, totaling 50 205 individuals (70.9% of the naturalized population), acquired their nationality during the period 2002-2021, as illustrated in Figure 2. This timeframe marked several reforms to the naturalization law, demonstrating Luxembourg's commitment to inclusiveness and integration.

Naturalization Law Reforms – Several reforms have simplified the process of acquiring nationality for foreign residents, thereby encouraging their active participation in the diverse society. The key reforms can be summarized as follows:

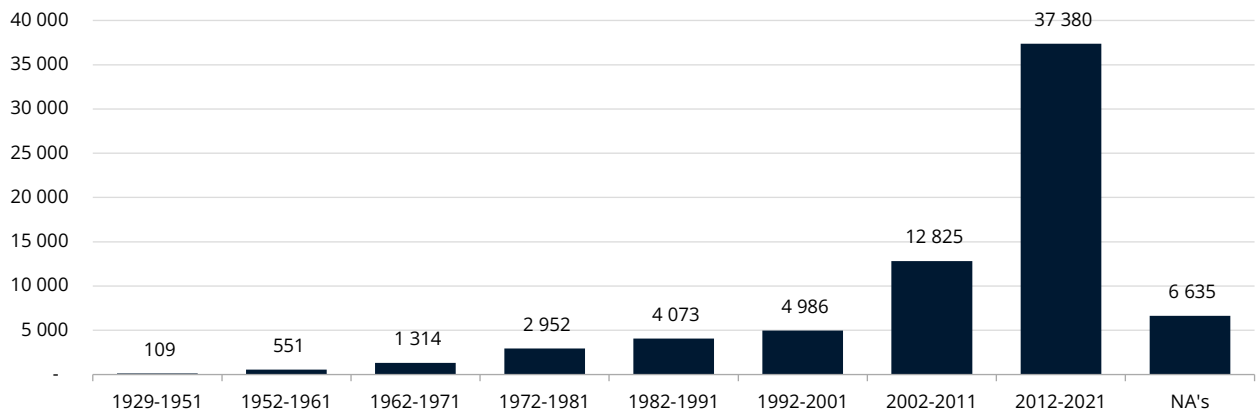
- *Act of July 24, 2001.* – This reform notably shortened the required duration of residency for naturalization from ten to five years. Additionally, it granted individuals born in Luxembourg who had lived there for at least five

years the right to apply for citizenship, thus rendering it more accessible for the second generation of immigrants.

- *Act of October 23, 2008.* – The reform of 2008 eased the process of (re-)gaining Luxembourgish nationality for direct descendants of a Luxembourgish ancestor from January 1, 1900, or their descendants, who had lost it under previous laws. Moreover, the reform eliminated prior constraints on dual citizenship, allowing the retention of original nationality while acquiring Luxembourgish citizenship. This reform also established standardized linguistic requirements and increased the standard residence obligation to seven years.
- *Act of March 8, 2017.* – The reform in 2017 reduced the mandatory residency period for naturalization to just five years for all foreign residents. It introduced multiple option tracks, including smoother access for second-generation immigrants. Individuals born in Luxembourg and having lived there for their entire lives, even without confirmed linguistic proficiency, were now granted the right to seek nationality. This reform also enabled adult children of parents who had regained Luxembourgish nationality to reclaim citizenship without being bound by conditions tied to residence or language skills.

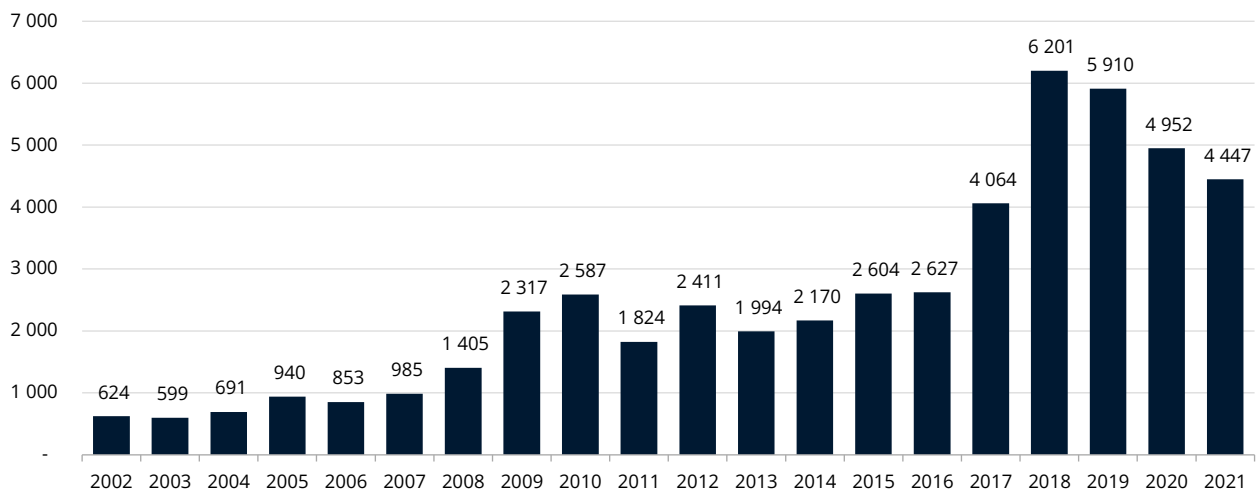
The 2017 reform was enacted in April of the same year, resulting in an immediate surge in naturalization cases (depicted in Figure 3). The adoption of Luxembourgish citizenship experienced a leap of over 50% in 2017 compared to 2016. Furthermore, the count of individuals acquiring Luxembourgish citizenship more than doubled in the subsequent years, specifically in 2018 and 2019, when compared with figures from 2016.

FIGURE 2: OVERVIEW OF SELF-REPORTED LUXEMBOURGISH CITIZENSHIP UPTAKE OVER TIME, 1929-2021.



Source: STATEC-RP2021

FIGURE 1: OVERVIEW OF SELF-REPORTED ANNUAL LUXEMBOURGISH CITIZENSHIP UPTAKE BETWEEN 2002-2021.



Source: STATEC-RP2021

In Luxembourg, residents have the opportunity to apply for nationality after a period of 5 years of residence in the country. This application process requires them to showcase proficiency in the Luxembourgish language, as evaluated through the *Sproochentest*. Furthermore, they are required to possess knowledge about the essential rights of citizens, the state and local institutions of the Grand Duchy of Luxembourg, as well as the historical context of Luxembourg and its integration into Europe. This proficiency is documented through a certificate known as *Vivre ensemble au Grand-Duché de Luxembourg*.

Table3: Naturalization eligibility check for foreigners, foreigners' share

	non Eligible	Eligible	All
EU27	34.8%	65.2%	79.7%
United Kingdom	52.0%	48.0%	1.5%
Other European countries	48.8%	51.2%	4.5%
African countries	68.4%	31.6%	4.8%
Asian countries	70.9%	29.1%	6.6%
Others	65.3%	34.7%	2.9%
	40.6%	59.4%	100.0%

Source: STATEC-RP2021

Focusing on the 5-year eligibility rule only, a noteworthy 59.4% of all foreign residents in Luxembourg have the potential to obtain Luxembourgish citizenship. Among these foreign residents, the most prominent segment, making up approximately 80% of the eligible residents, holds citizenship from European Union member states. Notably, a majority of these eligible candidates currently possess citizenship from countries such as Portugal (53 348), France (22 373), Belgium (10 676), Italy (9 892), and Germany (7 082), as outlined in Table 4.

Furthermore, more than 50% of European passport holders from non-EU European countries, including the United Kingdom, also meet the eligibility criteria regarding the duration of stay. For individuals originating from countries outside of Europe, 32% of Africans, 29% of Asians, and 35% of individuals from

various diverse backgrounds comply with the 5-year residency rule.

Length of Residence for Foreigners in Luxembourg

- Census figures shed light on the structure of the foreign population by length of stay and country of birth. On average, foreign nationals remain in the country for approximately 11.2 years, and a noteworthy 59.4% of them has a duration of stay that exceeds five years.

When delving into the birthplaces of naturalized Luxembourgers, a prominent trend becomes evident: a significant majority were originally born in Luxembourg, accounting for a substantial 44.1% of the total. After considering this group, the roster of top naturalized Luxembourgers includes individuals hailing from Portugal (8.3%), ex-Yugoslavian countries

TABLEAU 4: NATURALIZATION, NUMBER OF ELIGIBLE AND NON-ELIGIBLE INDIVIDUALS BY COUNTRY OF BIRTH

Place of birth of the enumerated person	Naturalized people		Eligible people*		Not Eligible people	
	<i>nb</i>	<i>share</i>	<i>nb</i>	<i>share</i>	<i>nb</i>	<i>share</i>
Luxembourg	31 204	44.1%	-	-	-	-
Portugal	5 906	8.3%	53 348	34.4%	12 124	11.5%
France	4 292	6.1%	22 373	14.4%	15 727	14.9%
Belgium	3 726	5.3%	10 676	6.9%	4 724	4.5%
Germany	3 604	5.1%	7 082	4.6%	3 701	3.5%
Italy	2 257	3.2%	9 892	6.4%	7 035	6.7%
Cape Verde	1 335	1.9%	3 653	2.4%	2 498	2.4%
Montenegro	1 328	1.9%	1 219	0.8%	652	0.6%
United Kingdom	1 282	1.8%	1 999	1.3%	2 060	1.9%
Bosnia and Herzegovina	1 186	1.7%	853	0.6%	821	0.8%
Kosovo	887	1.3%	694	0.4%	366	0.3%
Serbia	686	1.0%	674	0.4%	788	0.7%
Russian Federation	616	0.9%	787	0.5%	1 607	1.5%
Netherlands	603	0.9%	2 209	1.4%	783	0.7%
Poland	592	0.8%	2 588	1.7%	1 972	1.9%
Brazil	540	0.8%	1 654	1.1%	2 590	2.5%
Yugoslavia	537	0.8%	953	0.6%	61	0.1%
Romania	511	0.7%	2 343	1.5%	2 994	2.8%
China	434	0.6%	1 886	1.2%	2 063	2.0%
South Korea	415	0.6%	127	0.1%	189	0.2%
Others	8 884	12.5%	29 947	19.3%	42 953	40.6%
	70 825	100.0%	154 957	100.0%	105 708	100.0%

Source: STATEC-RP2021

* Note : Eligibility was determined based on a 5-year duration of stay for individuals born abroad to parents also born abroad, and who did not acquire Luxembourgish nationality at the time of the census.

collectively (6.5%), France (6.1%), Belgium (5.3%), and Germany (5.1%), as delineated in Table 4.

Among foreign residents with a stay duration exceeding five years, the largest contingent comprises people born in Portugal, representing a significant 34.4% of all eligible foreigners in Luxembourg. Following are the residents born in France (14.4%), Belgium (6.9%), Italy (6.4%), and Germany (4.6%). For foreign residents having EU Member State citizenship, giving them visa-free stay in Luxembourg and the equal rights, the desire/need to acquire Luxembourgish citizenship is likely to be lower.

Conversely, for those with a tenure below five years, the composition mirrors that of eligible foreigners, albeit with relatively smaller shares per nation. Residents born in France make up 14.9% of the entire ineligible group, trailed by people born in Portugal (11.5%), Italy (6.7%), Belgium (4.5%), and Germany (3.5%). These distinctive patterns shed light on the diverse durations of foreigners' stays in Luxembourg based on their nationality.

Examination of the Population in Luxembourg with Multiple Nationalities – Thanks to the 2008 reform, Luxembourgish citizens are no longer bound by limitations on holding multiple citizenships. However, it is worth noting that if a withdrawal of citizenship had occurred in the past, naturalized citizens are not permitted to regain it.

As depicted in Table 5, 10.9% of Luxembourg's population possesses multiple citizenships. Among residents, 10.5% hold two nationalities, while 0.4% possess three or more. Notably, 80.4% of foreign residents (precisely, 38.0% of the total population, as indicated in Table 1) have citizenship from other European Union member states, granting them visa-free stays in Luxembourg and equal rights.

In Table 6, we delve into the average number of nationalities per 100 individuals, taking into account both their birthplace and that of their parents. Among these, second-generation immigrants emerge as the group most inclined to hold multiple citizenships. Notably, the highest average number of nationalities, reaching an impressive 133 per 100 residents, is observed among individuals born in Luxembourg to parents born abroad. Additionally, residents born abroad with at least one parent born abroad tend to possess multiple citizenships more frequently. For those born outside the EU, the average stands at 120 nationalities per 100 people, while for those born abroad but within the EU, it is slightly lower at 119 nationalities per 100 people. Meanwhile, for individuals born in Luxembourg, the average number of nationalities is 117 per 100 people.

TABLEAU 5: MULTIPLE CITIZENSHIP IN LUXEMBOURG

Place of birth of parents	Place of birth of the enumerated person	Nationality of the enumerated person	Nationalities			Total
			1	2	3 +	
Luxembourg (both)	Luxembourg	Luxembourg	26.1%	0.2%	0.0%	26.4%
	Abroad	EU	0.2%	0.0%	0.0%	0.2%
		nonEU	0.2%	0.0%	0.0%	0.2%
Abroad (both)	Luxembourg	Luxembourg	10.2%	4.3%	0.3%	14.7%
	Abroad	EU	30.6%	2.3%	0.0%	32.9%
		nonEU	13.0%	2.1%	0.0%	15.1%
One parent Luxembourg / One parent abroad	Luxembourg	Luxembourg	8.1%	1.5%	0.1%	9.6%
	Abroad	EU	0.6%	0.1%	0.0%	0.7%
		nonEU	0.2%	0.0%	0.0%	0.2%
Total			89.1%	10.5%	0.4%	100.0%

Source: STATEC-RP2021

TABLEAU 6: AVERAGE NUMBER OF NATIONALITIES PER 100 PEOPLE

Place of birth of parents	Place of birth of the enumerated person	Nationality of the enumerated person	Number of nationalities	Nationalities per origin	
				<i>avg per 100 people</i>	
Luxembourg (both)	Luxembourg	Luxembourg	101	EU	101
		EU27	104	nonEU	100
	Abroad	EU27	104	EU	104
		nonEU	101	nonEU	0
Abroad (both)	Luxembourg	Luxembourg	133	EU	101
		EU27	107	nonEU	100
	Abroad	EU27	107	EU	107
		nonEU	114	nonEU	100
One parent Luxembourg / One parent abroad	Luxembourg	Luxembourg	117	EU	115
		EU27	119	nonEU	101
	Abroad	EU27	119	EU	118
		nonEU	120	nonEU	100

Source: STATEC-RP2021

Turning our attention to residents born abroad to parents also born abroad, there is observable variation in the average number of nationalities. For those born in an EU Member State, the average is 107 per 100 people, while for those born outside EU countries, it slightly rises to 114 per 100 people.

Demographic dynamics linked to variations in the migratory background

The aim of this third part is to describe, over the period 2011 to 2021, the population dynamics of Luxembourg residents, from the point of view of the length of time they have been linked to the country. Over the intercensal period, Luxembourg's migratory profile has undergone profound changes, highlighting significant modifications to the contours of the country's population and its various segments, resulting from the interaction of demographic dynamics (birth rate, mobility, ageing) and the legal framework for acquiring the Luxembourgish nationality.

To carry out this comparison over time, and to gain a better overview, the 18 groups presented above have been aggregated into three main groups, which are then highlighted in table 8.

Three main population groups. - On the one hand, we consider (group 1.) all individuals who have at least one parent born in Luxembourg; since they thus have ties to the country spanning at least two generations, they are called "2nd generation (2G) natives", to be distinguished from first generation natives, born in Luxembourg of parents born elsewhere. It should be noted that the fact of having one or two parents born in the country hardly affects the probability of being of Luxembourgish nationality. In 2021, almost all 2G-born residents were themselves born in the country (96.6%) and have Luxembourgish nationality (99%): only 2 372 native-born 2G residents do not have Luxembourgish nationality. Group (1.) will represent 37.3% of the total population in 2021, compared with 46.7% in 2011.

TABLEAU 7: THE MAJOR COMPONENTS OF THE POPULATION OF LUXEMBOURG IN 2011 AND 2021

	2011	2021	Diff.
1. "2nd generation (2G) natives": almost all are Luxembourg nationals	239 228	240 251	1 023
2. first-generation Luxembourgers L1G (national, but no parent born in the country)	23 061	102 011	78 950
3. residents of foreign nationality	250 064	301 679	51 615
Total	512 353	643 941	131 588

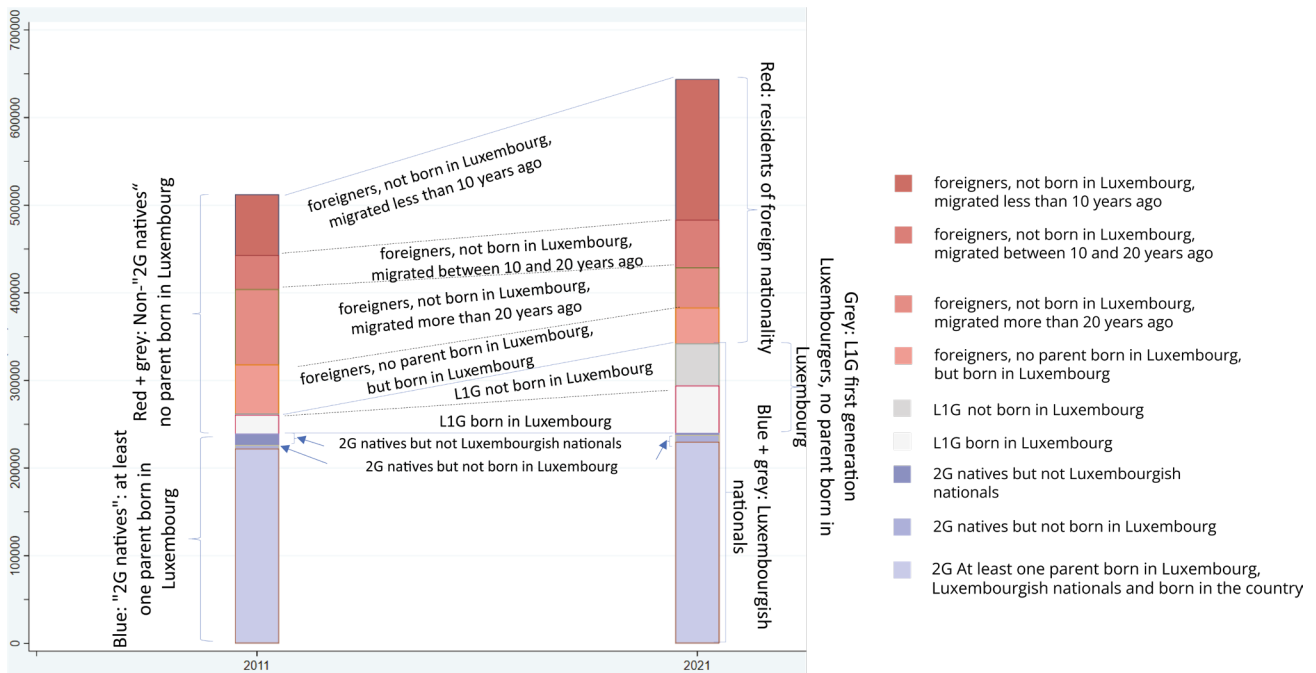
Source: STATEC-RP2021

At the other end of the scale (group 3) are 'foreign residents', i.e. all the people surveyed who do not have Luxembourgish citizenship and with no parent born in Luxembourg. This group will be broken down according to the length of time they have lived in Luxembourg. It represented 48.8% of the country's population in 2011, and 46.8% in 2021 (or 47.2% if we include 2G natives who are 'foreign' by nationality), this relative decline being explained by the strong expansion of the next group, that of new Luxembourgers.

Group 2, situated between the two previous groups, corresponds to Luxembourgish citizens of the so-called "first generation" (L1G) who have no parent born in the country, but who have Luxembourgish nationality. We will distinguish later between those born in the country (i.e. first-generation natives) and those born elsewhere. In the space of a decade, this group has grown from 4.5% to 15.8% of the total population, more than tripling.

Over the period, the "2G natives" (group 1.) were numerically stable: 240 251 residents in 2021, compared to 239 228 in 2011 (+0.4%). The foreign population (group 3.) grew by 51 615 residents, from 250 064 to 301 679 individuals (+20.6%). The strongest growth was among first-generation Luxembourgers (L1G), who increased by 78 950, from 23 061 to 102 011, i.e. a fourfold increase. Overall, in 2021, 2G natives will represent more than two-thirds of all Luxembourgish citizens, compared with nine-tenths in 2011.

FIGURE 4 : DETAILS ON THE MAJOR COMPONENTS OF THE POPULATION OF LUXEMBOURG AND THEIR CHANGES BETWEEN 2011 AND 2021



Source: STATEC-RP2021

Focus on the different sub-groups. - Each of these groups highlights internal diversities which will be detailed in the following table.

The so-called "native 2G" (1.) population (at least one parent born in Luxembourg) is essentially made up of Luxembourgish nationals born in the country (1.0). During the intercensal period, the new legal framework has made it possible to reduce the sub-group (1.2) of "2G natives" who do not hold Luxembourgish nationality: they still represented 12 923 people in 2011 compared with only 2 372 in 2021. Conversely, the return to the country of "natives 2G" born outside the territory (children of Luxembourg expatriates, the diplomatic corps, etc.) is accelerating, with the sub-group (1.1) increasing from 3 962 to 7 775 people, the vast majority of whom hold Luxembourgish nationality.

TABLEAU 8: The components of the population of Luxembourg in 2011 and 2021 (detailed)

	2011	2021	Diff.
1.0 "2nd generation (2G) natives": at least one parent born in Luxembourg, Luxembourgish nationals and born in the country	222 343	230 104	7 761
1.1 "2G natives", but born elsewhere	3 962	7 775	3 813
1.2 "2G natives" but not Luxembourgish nationals	12 923	2 372	-10 551
2.0 first-generation Luxembourgers L1G (national, but no parent born in the country), born in Luxembourg	21 562	53 878	32 316
2.1 first-generation Luxembourgers L1G (national, but no parent born in the country), not born in Luxembourg	1 499	48 133	46 634
3.0 "foreigners" (do not have Luxembourg nationality), no parent born in Luxembourg, but born in Luxembourg	55 982	40 856	-15 126
3.1 foreigners, not born in Luxembourg, migrated more than 20 years ago	85 933	45 829	-40 104
3.2 foreigners, not born in Luxembourg, migrated between 10 and 20 years ago	38 863	54 512	15 649
3.2 foreigners, not born in Luxembourg, migrated less than 10 years ago	69 286	160 482	91 196
Total	512 353	643 941	131 588

Source: STATEC-RP2021, RP2011

Group 2, first-generation Luxembourgers L1G (nationality, but no parent born in the country), is divided into two groups: those born in Luxembourg (2.0) and those born elsewhere (2.1). Group 2.0 is typically made up of Luxembourgish citizens from the second generation of immigration, born in the country when their parents were born elsewhere. This group has seen strong growth, from 21 562 to 53 878 inhabitants, more than doubling. This growth reflects the way in which the new legal framework has simplified the process of obtaining nationality, particularly for children educated in Luxembourg schools. Group 2.1, L1G citizens born outside the country, primarily represents first-generation immigrants who, by option or naturalization, have obtained Luxembourg nationality. This group, which was almost non-existent in 2011 (1 499 people), reached 48 133 in 2021, i.e. a 30-fold increase. Group 2 as a whole still represents a modest proportion of the population (less than 16% in 2021), but its growth means that large sections of the first- and second-generation immigrant populations will integrate more smoothly into Luxembourgish citizenship.

The third population 3, "foreigners", are residents who do not have Luxembourg nationality. In order, and starting with those with the strongest presence in the country, they are (3.0) foreigners born in the country, (3.1) foreigners who migrated more than 20 years ago, (3.2) those who arrived less than 20 years ago but more than 10 years ago and finally (3.3) people who arrived during the last decade.

In detail, foreign residents show a strong recomposition: the number of foreigners born in the country has fallen by 15 126 individuals, from 55 982 to 40 856 inhabitants. The simplified acquisition of citizenship open to foreigners born in Luxembourg gives them access to the group (2.1). Similarly, the number of foreigners who have lived in the country for more than 20 years has fallen by -40 104 individuals, from 85 933 to 45 829, i.e. a reduction of almost half. The acquisition of citizenship after 20 years' residence, subject to simplified conditions, means that this category can be dropped to join subgroup (2.1). Conversely, the number of foreigners with between 10 and 20 years' residence increased by 40%, from 38 863 to 54 512. What's more, the number of immigrants who had been in the country for less than 10 years rose from 69 286 to 160 482, an increase of 91,196 people, or 132%: the flow of new arrivals who

had been in the country for less than 10 years therefore more than doubled.

While the "native 2G" population is stable in absolute numbers, the sharp increase in the total number of Luxembourgish citizens is the result of the integration of a significant proportion of the group of immigrants who have become first-generation L1G citizens. Without this integration, which was made possible by the renewal of the legislation, the number of foreigners would today exceed the number of Luxembourgish citizens.

Migration background and age dynamics. - These overall changes in the population interact with the age groups present, in connection with the ageing of individuals and social groups, as well as migration, resulting in significant changes in the age pyramid.

The diamond shape of the Luxembourg pyramid is the result of the migratory composition of the workforce and the effects of ageing: the high proportion of residents of working age is largely the result of the country's migratory past and recent transformations. Many foreigners aged between 20 and 50 come to live and work in Luxembourg, settling with their children or unborn children, many of whom are destined to acquire Luxembourgish nationality relatively quickly. As a result of the ageing effect from one census to the next, the number of foreigners in their fifties and sixties subsequently increases, giving rise today to a diamond shape, which should continue to evolve in subsequent censuses, depending on a number of parameters such as ageing, birth rate and net migration.

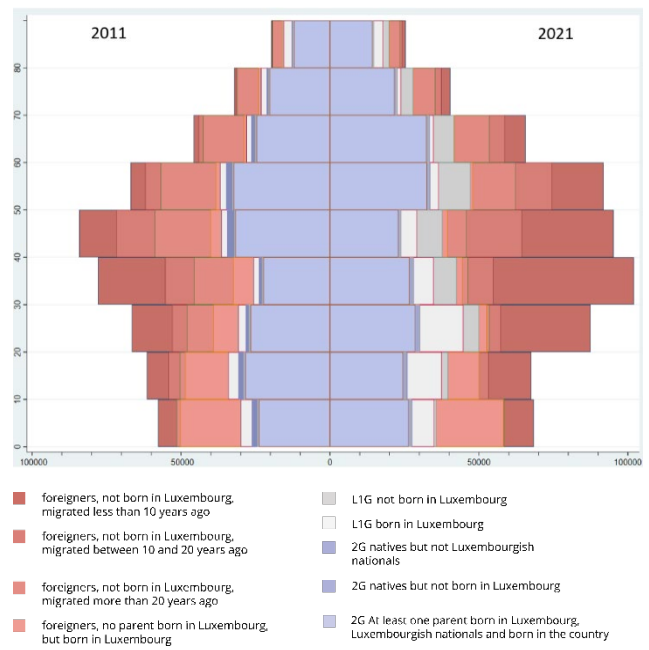
In blue, the "native 2G" population is balanced across all age groups, with an average of 30 000 people per ten-year age group. The only notable variations are due to historical demographic fluctuations specific to the country: the sharp drop in births in the 1970s left a hollow age group (the so-called "baby crash" generation) and explains the dip in the number of native 2Gs aged between 30 and 39 in 2011, and consequently the relative emptiness of the forty-somethings in blue in 2021. Immigration has helped to fill this demographic gap.

Another visible element here is the transformation in the migratory composition of 20-year-olds between 2011 and 2021: young adults with a certain length of stay in Luxembourg (because they were born there or did most of their studies there) can acquire nationality more easily by option or naturalization. Compared with 2011, for people aged 20 in 2021, the strong growth in first-generation L1G citizens, particularly those born in the country (2.0), is the result of these changes.

Similarly, for people aged over 60 in 2021, compared with the corresponding age groups in 2011, the proportion of first-generation Luxembourgers will increase sharply, while that of foreign residents who have lived in Luxembourg for more than 20 years will fall: this is the combined result of the departure from Luxembourg of some senior foreign residents when they retire, and the more frequent acquisition of Luxembourgish nationality by foreign retirees who choose to remain in the country.

These demographic changes illustrate the implementation of the new acquisition rules (naturalization and option). Compared with 2011, when the grey zone was particularly narrow, its expansion now allows a greater transition between the red zone (foreigners) and the blue zone (2G natives), within one or two generations.

Figure 5: Age distribution (combined for men and women), and population dynamics of Luxembourg 2011-2021



Source: STATEC-RP2021, RP2011

The fact remains that the increase in the number of recent immigrants who have been in the country for less than 10 years, or those between 10 and 20 years, far exceeds the size of the grey zone. Extremely small in 2011, this larger grey zone in 2021 has made it possible, through gradual integration, to keep the population of citizens above the 50% mark in the country.

Methodological note

This publication only considers individuals for whom information is available. The response rates for the variables analysed in this publication are as follows:

- Nationality of the person surveyed: 99.9
- Respondent's country of birth: 99.9
- Mother's country of birth: 86.9
- Father's country of birth: 85.8
- For Luxembourgish nationals, mode of acquisition of nationality: 85.3
- For Luxembourgish nationals who have acquired nationality, year of acquisition: 90.6%

The absolute figures and percentages given in this publication relate solely to those who responded. The figures should therefore be treated with caution, taking account of non-responses.

It should also be noted that the information collected concerning the year in which Luxembourgish nationality was obtained may differ slightly from that published by the Ministry of Justice. In this census, individuals were asked to indicate the year in which they obtained Luxembourgish nationality. A certain number of people could have indicated the year in which the application was submitted and not the year in which it was obtained. It is also possible that some respondents do not remember the exact year.

POUR EN SAVOIR PLUS

Bureau de presse

☎ +352 247-88455 | ✉ press@statec.etat.lu
statistiques.lu

AUTEURS

Cette publication a été réalisée par :

Frédéric DOCQUIER, Aleksandra SZYMANSKA (LISER)
Louis CHAUVEL, Etienne LE BIHAN, Isabelle PIGERON-PIROTH, Kerry SCHIEL (Université du Luxembourg).

Le STATEC tient à remercier tous les collaborateurs qui ont contribué à la réalisation de cette parution.

La reproduction totale ou partielle du présent bulletin d'information est autorisée à condition d'en citer la source.

POUR CITER CET ARTICLE

Référence électronique

RP 1^{er} résultats 2021 N°06 « L'arrière-plan migratoire de la population du Grand-Duché de Luxembourg : structure et implications démographiques » [En ligne], 2023, mis en ligne le 12/10/2023, consulté le xx/xx/xx. URL : <https://statistiques.public.lu/fr/recensement.html>