

University of Luxembourg

# 17th IMISCOE Conference 1st online IMISCOE Conference



# Paper Session 86: Crossing borders – feeling connected? Exploring the sense of belonging among different migrant populations

## 02.07.2020

---

Paper 5: Do they belong? Perception of new citizens – a host country perspective  
Elke Murdock, University of Luxembourg

# Do they belong? Perception of new citizens – a host country perspective

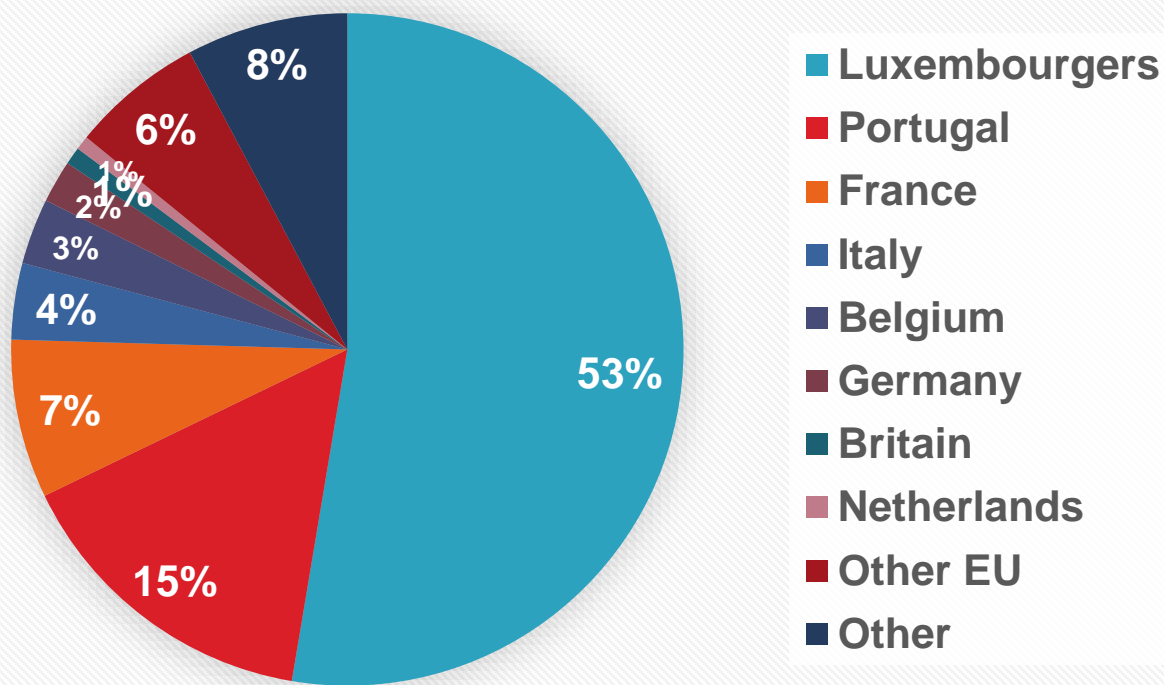
□ FACULTY OF LANGUAGE AND LITERATURE, HUMANITIES, ARTS AND EDUCATION

- Population Group: Luxembourgers
- Perceived Belonging: How do „Old“ view „New“ Luxembourgers

## Overview:

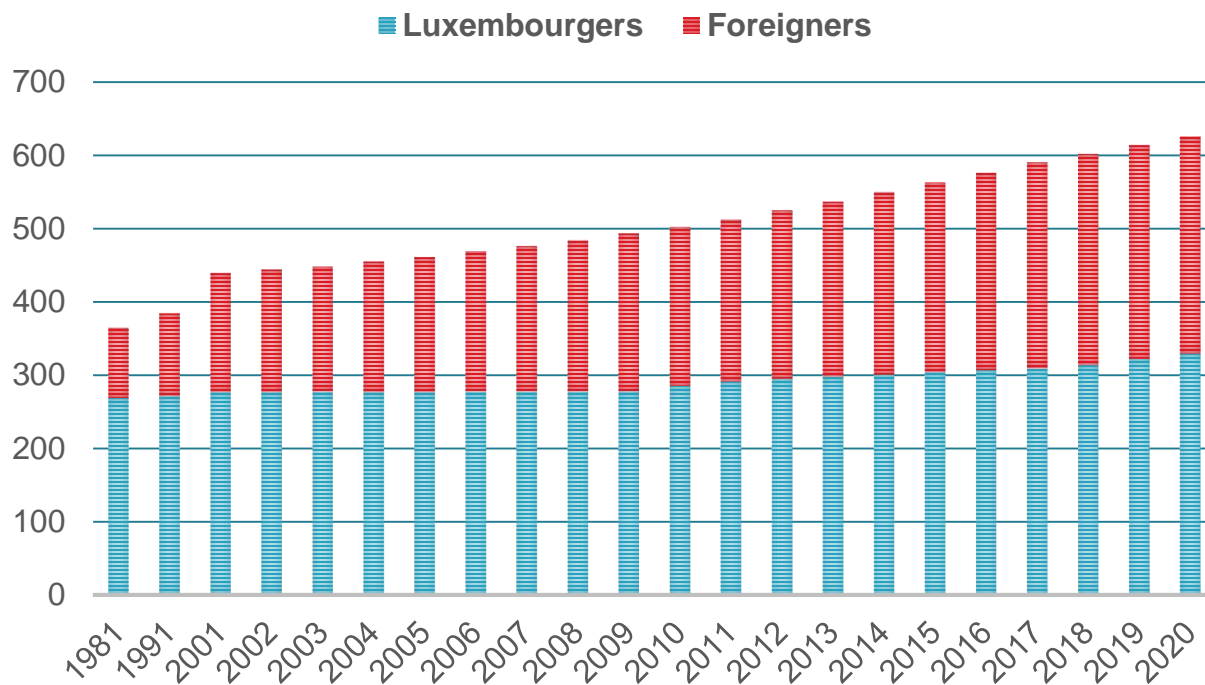
- Luxembourg's population structure
- Citizenship law
- Empirical study – perception of new citizens by „old“ citizens
- Conclusions

**Luxembourg Population Structure – 2020**  
Total: 626,100



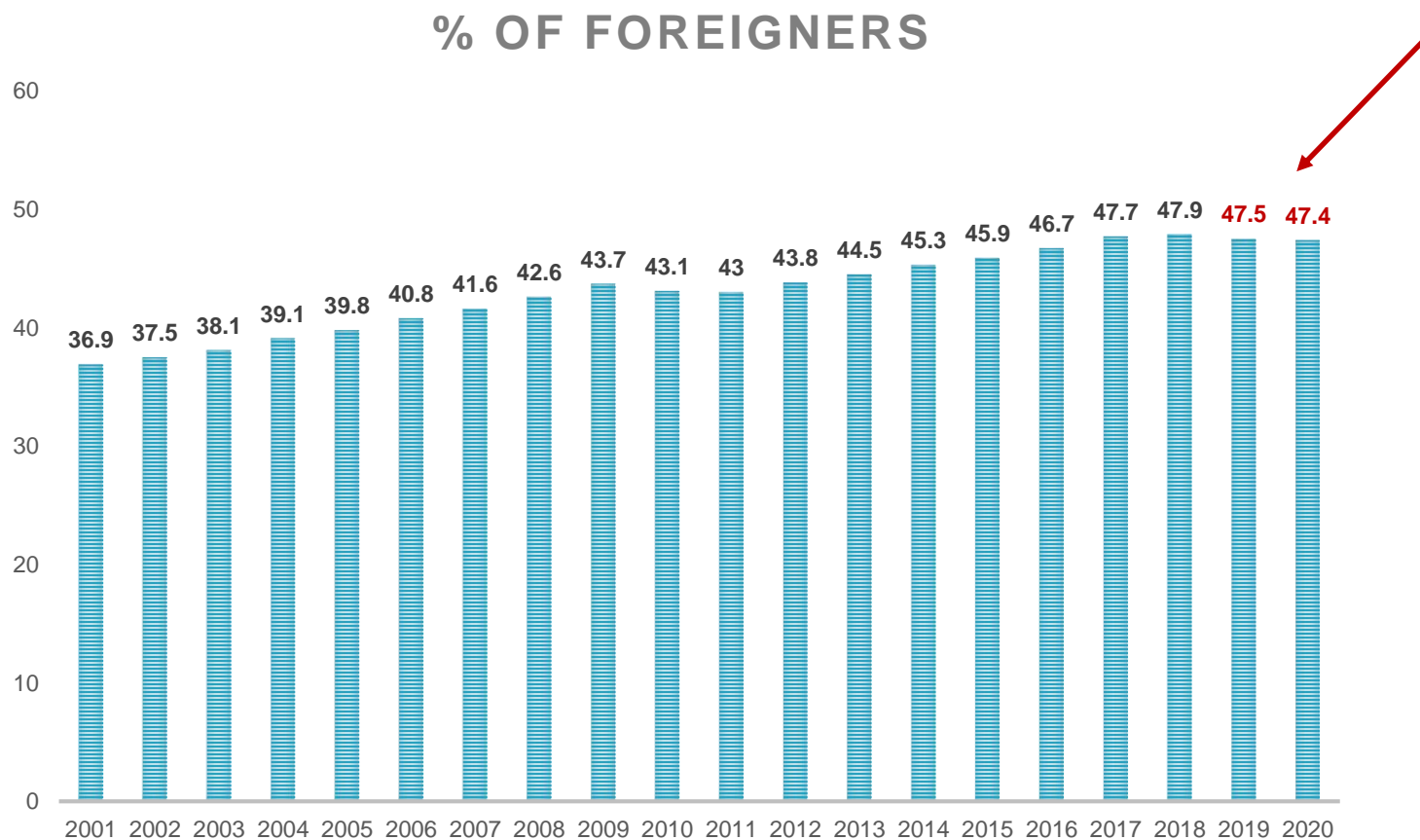
Source: Statec

## POPULATION STRUCTURE



Source: Statec

# Luxembourg Population Structure



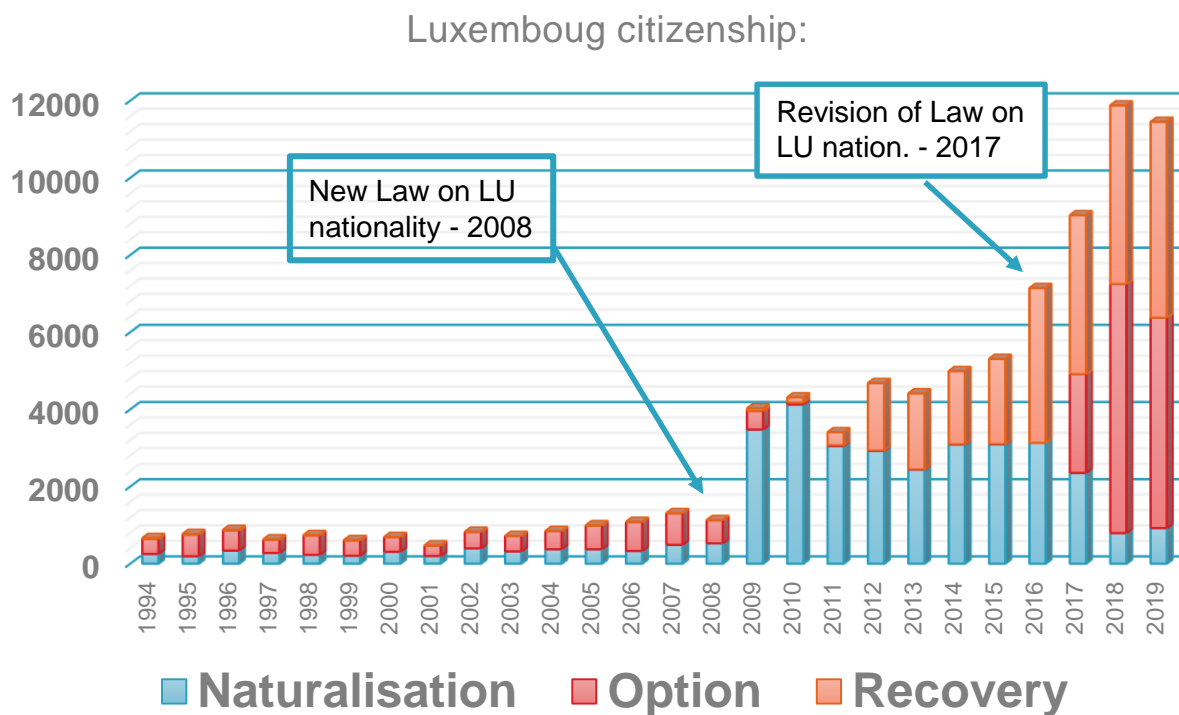
Source: Statec

- Reforms of the Luxembourg Nationality Law.
  - First Reform in **2008**:
    - Allows for ***dual*** citizenship
    - Provides for different access routes to citizenship
      - *Naturalizations (Einbürgerung)*
        - Residency requirement (7 years)
        - Citizenship classes
        - Luxembourg Language Test (A2 Speaking, B1 Listening Comprehension, Language Test costs € 75).
        - Being of good repute
      - *Option* – application through Ministry of Justice
      - *Recovery/ Reclaim* (Luxembourg ancestors)

Following the Law's implementation, on average 4000 persons per year applied for citizenship.

- Reform of New Law on Luxembourg nationality (2017):
  - Lowering of the residency requirement to 5 years (prior to application)
  - 24 hours citizenship classes („*Vivre ensemble au Grand-Duché de Luxembourg*“) plus Test.
  - Luxembourgish language requirement remains
- Extending the acquisition through *Option*.
  - Facilitation of acquisition of citizenship for people living in Luxembourg > 20 years (attendance of language classes).
  - Facilitation of acquisition of citizenship for children born in Luxembourg.

# Take up of Luxembourg citizenship:



Source: Gouvernement.lu

How are these *New* Luxembourgers perceived by *Native* Luxembourgers?



# Quantitative online study:

□ FACULTY OF LANGUAGE AND LITERATURE, HUMANITIES, ARTS AND EDUCATION

## Sample:

- $N = 253$
- 65% women
- $M_{age} = 34.6$   $SD = 15.6$ 
  - **97%** born in Luxembourg
- 44.7% students

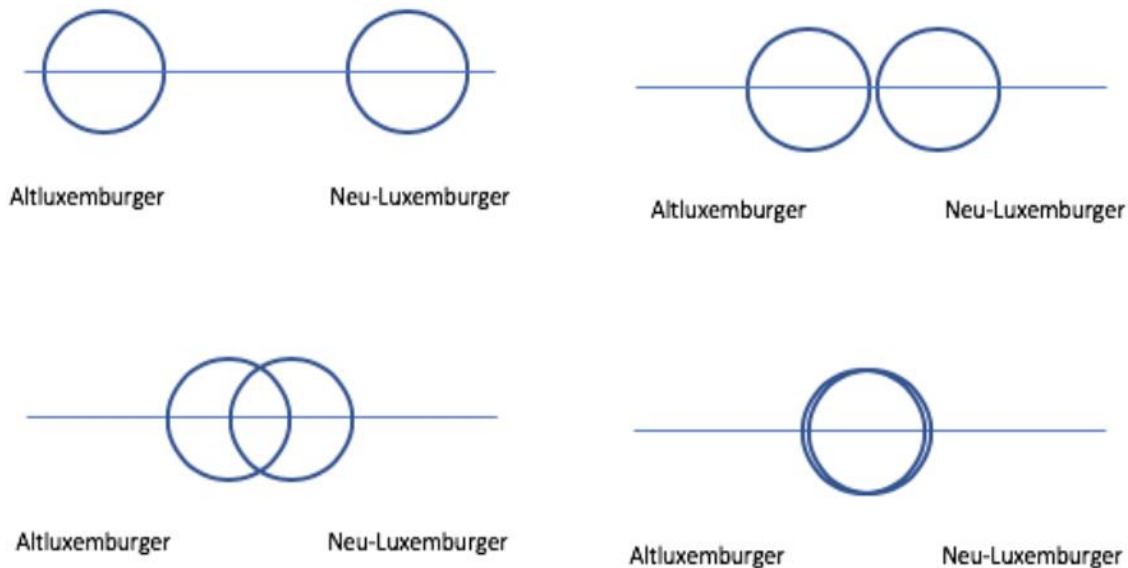
# Method: Measures

□ FACULTY OF LANGUAGE AND LITERATURE, HUMANITIES, ARTS AND EDUCATION

- Adapted the **Allophilia** Scale (Pittinsky et al. 2011) a measure for *liking for another group*. 8 Items, Scale 1 (don't agree) to 5 (completely agree).
  - Example item: *I like New Luxembourgers.*
  - *Cronbach's  $\alpha = .88$                        $M = 3.97$   $SD = 0.60$*
- **MIRIPS** – Mutual Intercultural Relations in Plural Societies Scale - assesses the attitude towards plurally composed societies, 11 items (Scale 1 – 5) coded to mean that higher values mean less open.
  - Example item: *I am worried about become a minority in my own country.*
  - *Cronbach's  $\alpha = .90$                        $M = 2.76$   $SD = 0.84$*
- Composite **Immigration** Scale to assess attitude towards New Luxembourgs. 7 Items (Scale 1 -5).
  - Example Item: *There are too many New Luxembourgers in Luxembourg.*
  - *Cronbach's  $\alpha = .83$                        $M = 3.95$   $SD = 0.81$*

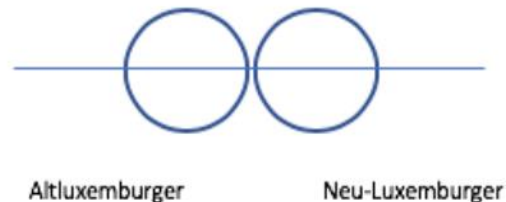
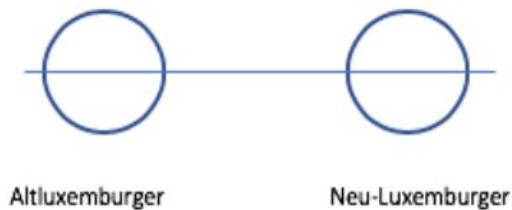
## ■ Adapted Venn-like diagrams:

Im Folgenden werden Alt- und Neu-Luxemburger durch Kreise repräsentiert. Wie ähnlich sind sich Ihrer Meinung nach die Alt- und Neu-Luxemburger? Bitte wählen Sie die Abbildung aus, die Ihrer Meinung nach zutrifft.

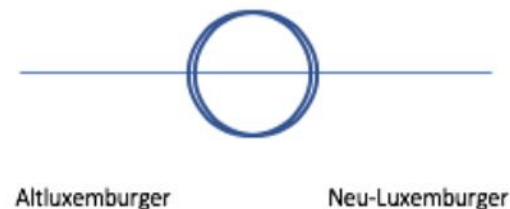
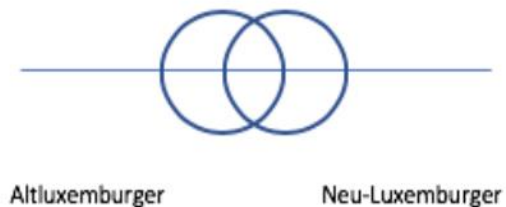


## ■ Adapted Venn-like diagrams:

Im Folgenden werden Alt- und Neu-Luxemburger durch Kreise repräsentiert. Wie ähnlich sind sich Ihrer Meinung nach die Alt- und Neu-Luxemburger? Bitte wählen Sie die Abbildung aus, die Ihrer Meinung nach zutrifft.



106  
separate



146  
overlappers

- Significant differences for separate / overlappers:
  - Overlappers ...
  - ... have significantly higher Allophilia scores,
  - ... are more open towards a plurally composed society and
  - ... are more welcoming towards New Luxembourgers.
- Allophilia Scale:  $t(88) = -3.97$   $p < .001$ ;  $\eta^2 = .09$ 
  - $M_{\text{separate}} = 3.72$ ,  $SD = .70$ ;  $M_{\text{overlap}} = 4.13$ ,  $SD = .45$
- MIRIPS:  $t(250) = 6.30$   $p < .001$ ;  $\eta^2 = .14$ 
  - $M_{\text{separate}} = 3.13$ ,  $SD = .83$ ;  $M_{\text{overlap}} = 2.50$ ,  $SD = .74$
- Immigration:  $t(180) = -6.36$   $p < .001$ ;  $\eta^2 = .14$ 
  - $M_{\text{separate}} = 3.59$ ,  $SD = .87$ ;  $M_{\text{overlap}} = 4.22$ ,  $SD = .63$

# Results cont.

## Binary logistic regression – predicting overlap.

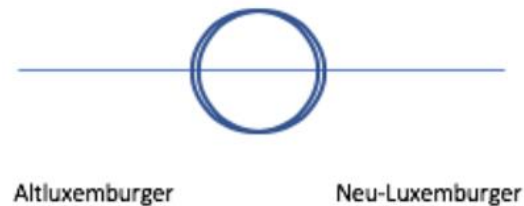
□ FACULTY OF LANGUAGE AND LITERATURE, HUMANITIES, ARTS AND EDUCATION

- The model contained:
  - Demographics (Gender & Age)
  - Culture Contact Variable (Friends with multicultural background/ or not)
  - MIRIPS Scale & Allophilia Scale
- The full model reached significance  $X^2(5) = 24.46$   $p < .001$  and Hosmer-Lemeshow test indicates good model fit  $> .05$ . The model explains between 20.2 % (Nagelkerke  $R^2$ ) and 14.8% (Cox & Snell  $R^2$ ) of the variance in perceived overlap and correctly classified 73% of the cases.
  - *Logistic Regression predicting the likelihood of indicating „overlap“*

	B	S.E.	Wald	df	Sig.	Odds Ratio	95% C.I. for EXP(B)	
							Lower	Upper
Gender	0.26	0.37	0.49	1.00	0.48	1.30	0.62	2.71
Friends	0.82	0.36	5.04	1.00	<b>0.02</b>	2.26	1.11	4.62
Age	-0.01	0.01	0.23	1.00	0.63	0.99	0.97	1.02
Allophilia	0.84	0.40	4.45	1.00	<b>0.03</b>	2.31	1.06	5.04
MIRIPS	-0.48	0.25	3.55	1.00	0.06	0.62	0.38	1.02
Constant	-1.86	2.09	0.79	1.00	0.37	0.16		

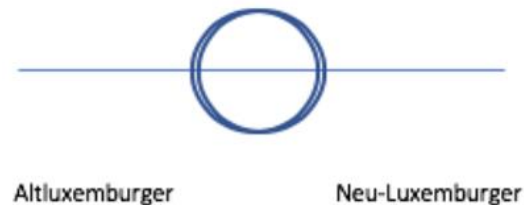
- Goal of the revision of the Luxembourg Law on Nationality:

⇒ Citizens with the same rights.



- Goal of the revision of the Luxembourg Law on Nationality:

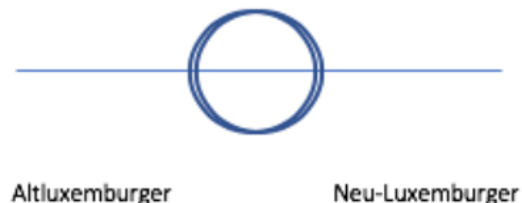
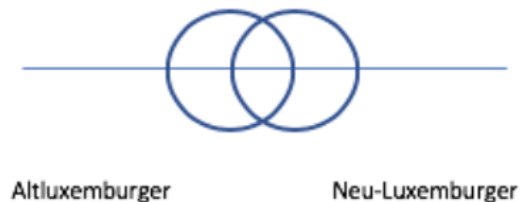
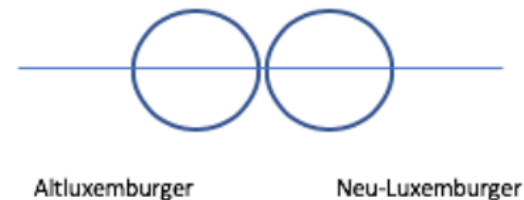
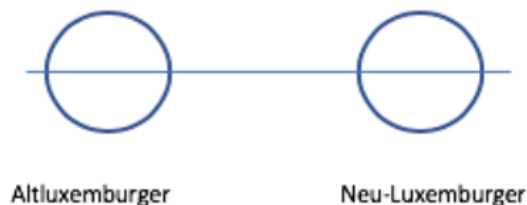
⇒ Citizens with the same rights.



But: Already the access routes are different  
Creation of different types of citizens?

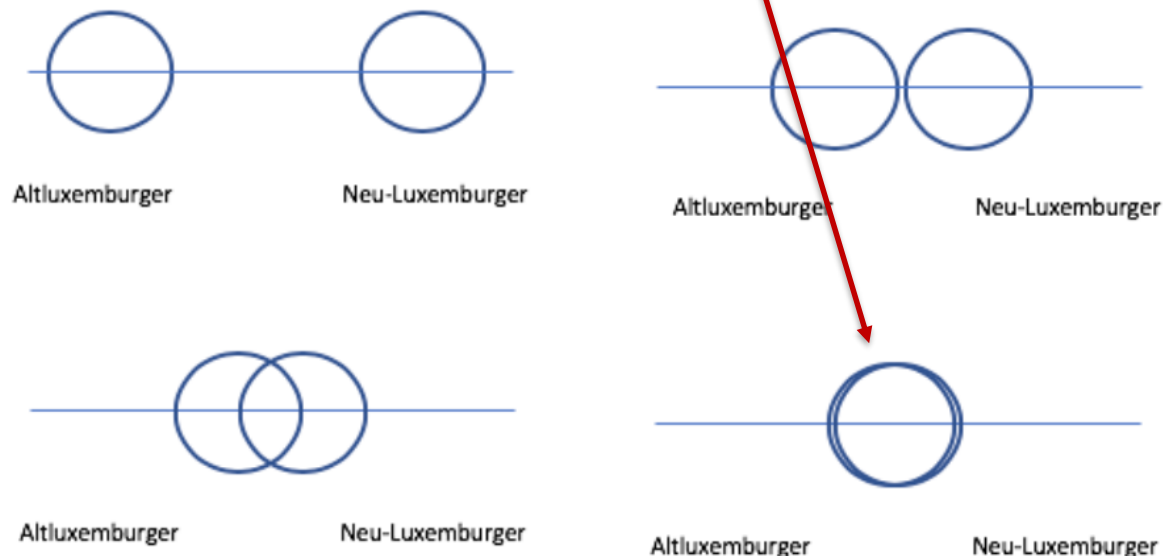
# Conclusion

- Proportion of „new“ Luxembourgers is rising
  - Perception - degree of overlap with „native“ Luxembourgers.
    - 54% perceive an overlap – but only 4% a complete overlap.
    - 34% bordering – 8% completely separate.



# Conclusion

- Proportion of „new“ Luxembourgers is rising
  - Perceived degree of overlap with „native“ Luxembourgers.
    - 54% perceive an overlap – but only **4%** a complete overlap.
    - 34% bordering – 8% completely separate.



# Do they belong?

□ FACULTY OF LANGUAGE AND LITERATURE, HUMANITIES, ARTS AND EDUCATION

Dual citizenship – is a start to address the democratic deficit.

But:

... there is still room to close the gap.



We thank our student Kimberley Reuter(Bachelor Science in Psychology, BAP, 2019) for her contribution and data collection.

This research was supported by a grant from the Fonds National de la Recherche, Luxembourg C16/SC/11337403/SWITCH/Murdock

Fonds National de la  
Recherche Luxembourg