

Contents

Lecture 11: Ranking big multiple criteria performance tableaux

Raymond Bisdorff

University of Luxembourg
MICS ADT Course 2020

May 18, 2020

1. Pre-ranking a q -tiled performance tableau

How to rank a big performance tableau ?

q -tiling a performance tableau

Properties of the q -tiles sorting

2. Sparse outranking digraphs

Pre-ranking the q -tiles sorting result

The PreRankedOutrankingDigraph class

The q -tiles local ranking algorithm

3. HPC-ranking a big performance tableau

Multithreading the sorting&ranking procedure

Ranking Performance using the UL HPC clusters

Profiling the HPC sorting&ranking procedure

1 / 42

2 / 42

Contents

1. Pre-ranking a q -tiled performance tableau

How to rank a big performance tableau ?

q -tiling a performance tableau

Properties of the q -tiles sorting

2. Sparse outranking digraphs

Pre-ranking the q -tiles sorting result

The PreRankedOutrankingDigraph class

The q -tiles local ranking algorithm

3. HPC-ranking a big performance tableau

Multithreading the sorting&ranking procedure

Ranking Performance using the UL HPC clusters

Profiling the HPC sorting&ranking procedure

Motivation: Showing a performance tableau

Consider a performance table showing the service quality of 12 commercial cloud providers measured by an external auditor on 14 incommensurable performance criteria.

criterion	upT	dwT	ouT	LB	MTBF	Rcv	Lat	RspT	Thrpt	stoC	snpC	auT	enC	auD
Amz	2	2	2	4	3	3	NA	3	NA	4	NA	4	4	4
Cen	4	4	0	4	4	4	NA	2	NA	3	NA	4	4	4
Cit	2	4	2	4	3	4	NA	2	NA	3	4	4	4	4
Dig	2	1	4	4	3	3	NA	2	NA	3	NA	4	4	4
Ela	4	4	0	4	4	4	NA	4	NA	3	4	4	4	4
GMO	1	3	4	4	3	2	NA	4	NA	3	NA	4	4	4
Ggl	4	2	1	4	2	3	NA	2	NA	4	4	4	4	4
HP	3	3	2	4	4	3	NA	4	NA	3	4	4	4	4
Lux	2	2	2	4	3	3	NA	2	NA	2	NA	4	4	4
MS	4	4	0	4	4	4	NA	4	NA	4	NA	4	4	4
Rsp	NA	NA	NA	4	NA	3	NA	NA	NA	3	4	4	4	4
Sig	4	4	0	4	4	4	NA	3	NA	3	4	4	4	4

Legend: 0 = 'very weak', 1 = 'weak', 2 = 'fair', 3 = 'good', 4 = 'very good', 'NA' = missing data; 'green' and 'red' mark the best, respectively the worst, performances on each criterion.

3 / 42

4 / 42

Motivation: showing an ordered heat map

The same performance tableau may be optimistically colored with the highest **7-tiles class** of the marginal performances and presented like a **heat map**,

Ranking of cloud providers by service quality

criteria	dwT	Rcv	MTBF	upT	RspT	stoC	auD	enC	auT	snpC	ThrpT	Lat	LB	ouT
weights	2.00	2.00	2.00	2.00	3.00	1.00	1.00	1.00	1.00	3.00	2.00	2.00	2.00	2.00
tau ^(*)	0.56	0.44	0.44	0.41	0.33	0.14	0.00	0.00	0.00	0.00	0.00	0.00	0.00	-0.45
MS	4	4	4	4	4	4	4	4	4	NA	NA	NA	4	0
Ela	4	4	4	4	4	3	4	4	4	4	NA	NA	4	0
Sig	4	4	4	4	3	3	4	4	4	4	NA	NA	4	0
Cen	4	4	4	4	2	3	4	4	4	4	NA	NA	4	0
HP	3	3	4	3	4	3	4	4	4	4	NA	NA	4	2
Cit	4	4	3	2	2	3	4	4	4	4	NA	NA	4	2
GMO	3	2	3	1	4	3	4	4	4	4	NA	NA	4	4
Ggl	2	3	2	4	2	4	4	4	4	4	NA	NA	4	1
Rsp	NA	3	NA	NA	NA	3	4	4	4	4	NA	NA	4	NA
Amz	2	3	3	2	3	4	4	4	4	4	NA	NA	4	2
Dig	1	3	3	2	2	3	4	4	4	4	NA	NA	4	4
Lux	2	3	3	2	2	2	4	4	4	4	NA	NA	4	2

Color legend:
quantile [20.00%] [40.00%] [60.00%] [80.00%] [100.00%]
(*) tau: Ordinal (Kendall) correlation between marginal criterion and global ranking relation.

eventually **linearly ordered**, following for instance the **Copeland ranking rule**, from the best to the worst performing alternatives (ties are lexicographically resolved).

How to rank big performance tableaux ?

- Copeland's, as well as the *NetFlows* ranking rule, are of complexity $\mathcal{O}(n^2)$;
- When the order n of the outranking digraph becomes big (several thousand or millions of alternatives), this requires handling a huge set of n^2 pairwise outranking situations;
- We shall present hereafter a **sparse model** of the outranking digraph, where we only keep a linearly ordered list of diagonal quantiles equivalence classes with local outranking content.

5 / 42

6 / 42

Performance quantiles

- Let X be the set of n potential decision alternatives evaluated on a single real performance criteria.
- We denote x, y, \dots the performances observed of the potential decision actions in X .
- We call **quantile $q(p)$** the performance such that $p\%$ of the observed n performances in X are less or equal to $q(p)$.
- We consider a series: $p_k = k/q$ for $k = 0, \dots, q$ of $q + 1$ equally spaced quantiles like
 - quartiles: 0.00, 0.25, 0.50, 0.75, 1.00,
 - quintiles: 0.00, 0.20, 0.40, 0.60, 0.80, 1.00,
 - heptiles (7): 0.00, 0.14, 0.29, 0.43, 0.57, 0.71, 0.86, 1.00, etc
- The quantile $q(p_k)$ is estimated by **linear interpolation** from the cumulative distribution of the performances in X .

Upper- and lower-closed quantile classes

- The **upper-closed q^k class** corresponds to the interval $]q(p_{k-1}); q(p_k)]$, for $k = 2, \dots, q$, where $q(p_q) = \max_X x$ and the first class gathers all data below $q(p_1)$: $] - \infty; q(p_1)]$.
- The **lower-closed q_k class** corresponds to the interval $[q(p_{k-1}); q(p_k)]$, for $k = 1, \dots, q - 1$, where $q(p_0) = \min_X x$ and the last class gathers all data above $q(p_{q-1})$: $[q(p_{q-1}); +\infty[$.
- We call **q -tiles** a complete series of $k = 1, \dots, q$ **upper-closed q^k** , resp. **lower-closed q_k** , quantile classes.

7 / 42

8 / 42

Multiple criteria q -tiles sorting

- $X = \{x, y, z, \dots\}$ is a finite set of n objects to be sorted.
- $F = \{1, \dots, m\}$ is a finite and coherent family of m performance criteria.
- For each criterion j in F , the objects are evaluated on a real performance scale $[0; M_j]$, supporting
 1. an indifference threshold ind_j ,
 2. a preference threshold pr_j ,
 3. a veto threshold v_j ,
- such that $0 \leq ind_j < pr_j \leq v_j \leq M_j$.
- Each criterion j in F carries a **rational significance** w_j such that $0 < w_j < 1.0$ and $\sum_{j \in F} w_j = 1.0$.

9 / 42

q -tiles sorting with bipolar outrankings

From an epistemic point of view, we say that:

1. **object x outranks object y** , denoted $(x \succsim y)$, if
 - 1.1 a **significant majority of criteria validates** a global outranking situation between x and y , i.e. $(x \geq y)$ and
 - 1.2 **no veto** $(x \not\ll y)$ is observed on a discordant criterion,
2. **object x does not outrank object y** , denoted $(x \not\succsim y)$, if
 - 2.1 a **significant majority of criteria invalidates** a global outranking situation between x and y , i.e. $(x \not\geq y)$ and
 - 2.2 **no counter-veto** $(x \not\gg y)$ observed on a concordant criterion.
3. The bipolar characteristic of x belonging to *upper-closed* q -tiles class q^k , resp. *lower-closed* class q_k , may hence, in a **multiple criteria outranking** approach, be assessed as follows:

$$r(x \in q^k) = \min [-r(q(p_{k-1}) \succsim x), r(q(p_k) \succsim x)]$$

$$r(x \in q_k) = \min [r(x \succsim q(p_{k-1})), -r(x \succsim q(p_k))]$$

10 / 42

The multicriteria q -tiles sorting algorithm

1. **Input:** a set X of n objects with a performance table on a family of m criteria and a set \mathcal{Q} of $k = 1, \dots, q$ empty q -tiles equivalence classes.
 2. **For each object $x \in X$ and each q -tiles class $q^k \in \mathcal{Q}$**
if upper-closed quantiles (default):

$$r(x \in q^k) \leftarrow \min [-r(q(p_{k-1}) \succsim x), r(q(p_k) \succsim x)]$$
if $r(x \in q^k) \geq 0$:
add x to q -tiles class q^k
 - else:**

$$r(x \in q_k) \leftarrow \min [r(x \succsim q(p_{k-1})), -r(x \succsim q(p_k))]$$
if $r(x \in q_k) \geq 0$:
add x to q -tiles class q_k
3. **Output:** \mathcal{Q}

11 / 42

Example of upper-closed quintiles sorting

```
>>> from randomPerfTabs import *
>>> t = RandomPerformanceTableau(numberOfActions=50,seed=5)
>>> from sortingDigraphs import QuantilesSortingDigraph
>>> qs = QuantilesSortingDigraph(t,limitingQuantiles=5)
>>> qs.showSorting()
*--- Sorting results in descending order ---*
[0.80 - 1.00]:  ['a22']
[0.60 - 0.80]:  ['a03', 'a07', 'a08', 'a11', 'a14', 'a17',
                 'a19', 'a20', 'a29', 'a32', 'a33', 'a37',
                 'a39', 'a41', 'a42', 'a49']
[0.40 - 0.60]:  ['a01', 'a02', 'a04', 'a05', 'a06', 'a08',
                 'a09', 'a16', 'a17', 'a18', 'a19', 'a21',
                 'a24', 'a27', 'a28', 'a30', 'a31', 'a35',
                 'a36', 'a40', 'a43', 'a46', 'a47', 'a48',
                 'a49', 'a50']
[0.20 - 0.40]:  ['a04', 'a10', 'a12', 'a13', 'a15', 'a23',
                 'a25', 'a26', 'a34', 'a38', 'a43', 'a44',
                 'a45', 'a49']
[ < - 0.20]:  ['a44']
```


12 / 42

Properties of q-tiles sorting algorithm

1. **Coherence**: Each object is always sorted into a non-empty subset of adjacent q-tiles classes.
2. **Separability**: Computing the sorting result for object x is independent from the computing of the other objects' sorting results.
3. The complexity of the q-tiles sorting algorithm is $\mathcal{O}(nmq)$; **linear** in the number of decision actions (n), criteria (m) and quantile classes (q).

Comment

The separability property gives access to efficient **parallel processing** of class membership characteristics $r(x \in q^k)$ for all $x \in X$ and q^k in \mathcal{Q} .



Symbol legend

┤ outranking for certain
' ' indeterminate
┘ outranked for certain

Sorted digraph qs:

Actions : 50
Criteria : 7
Sorted by : 5-Tiling
Ranking rule : Copeland
Ordering by : average
tiles : 5
Minimal order : 1
Maximal order : 26
Average order : 15.2

Content

Example of upper-closed quintiles sorting

1. Pre-ranking a q-tiled performance tableau
How to rank a big performance tableau ?
q-tiling a performance tableau
Properties of the q-tiles sorting
2. Sparse outranking digraphs
Pre-ranking the q-tiles sorting result
The PreRankedOutrankingDigraph class
The q-tiles local ranking algorithm
3. HPC-ranking a big performance tableau
Multithreading the sorting&ranking procedure
Ranking Performance using the UL HPC clusters
Profiling the HPC sorting&ranking procedure

Quantile class	Content
]0.80 - 1.00]:	[a22]
]0.60 - 0.80]:	[a03, a07, a08, a11, a14, a17,a19, a20, a29, a32, a33, a37, a39, a41, a42, a49]
]0.40 - 0.60]:	[a01, a02, a04, a05, a06, a08, a09, a16, a17, a18, a19, a21, a24, a27, a28, a30, a31, a35, a36, a40, a43, a46, a47, a48, a49, a50]
]0.20 - 0.40]:	[a04, a10, a12, a13, a15, a23, a25, a26, a34, a38, a43, a44, a45, a49]
] < - 0.20]:	[a44]

Alternatives a08, a17, a19 and a49 are contained in two, resp. three adjacent quintile classes.

Pre-ranking the *q*-tiles sorting

- The *q*-tiles sorting usually results in *overlapping* quantile classes.
- We gather the decision alternatives by their lowest and highest quantile limits. Alternatives *a08*, *a17* and *a19*, for instance, are contained in the quantile class $[0.40 - 0.80]$, whereas alternative *a49* is contained in class $[0.20 - 0.80]$.
- The result gives a more or less refined **partition** of the potential decision alternatives.
- We rank the parts of this partition from *best to worst* by descending **average** of *low and high* quantile class limits. In case of a tie, we order furthermore by *descending high limit*. Class $[0.20 - 0.80]$ hence is ranked before class $[0.40 - 0.60]$


Ordering the upper-closed quintiles sorting result

```
>>> qs.showQuantileOrdering(strategy='average')
1. ]0.80 - 1.00] : ['a22']
2. ]0.60 - 0.80] : ['a03', 'a07', 'a11', 'a14', 'a20', 'a29',
                  'a32', 'a33', 'a37', 'a39', 'a41', 'a42']
3. ]0.40 - 0.80] : ['a08', 'a17', 'a19']
4. ]0.20 - 0.80] : ['a49']
5. ]0.40 - 0.60] : ['a01', 'a02', 'a05', 'a06', 'a09', 'a16',
                  'a18', 'a21', 'a24', 'a27', 'a28', 'a30',
                  'a31', 'a35', 'a36', 'a40', 'a46', 'a47',
                  'a48', 'a50']
6. ]0.20 - 0.60] : ['a04', 'a43']
7. ]0.20 - 0.40] : ['a10', 'a12', 'a13', 'a15', 'a23',
                  'a25', 'a26', 'a34', 'a38', 'a45']
8. ] < - 0.40] : ['a44']
```

Standard versus sparse outranking digraph of order 50

The PreRankedOutrankingDigraph class

```
>>> from randomPerfTabs import *
>>> t = RandomPerformanceTableau(numberOfActions=50,seed=5)
>>> from sparseOutrankingDigraphs import\
    PreRankedOutrankingDigraph
>>> bg = PreRankedOutrankingDigraph(t,quantiles=5,\
    quantileOrderingStrategy='average')
>>> bg.showDecomposition()
*--- quantiles decomposition in decreasing order---*
c1. ]0.80-1.00] : ['a22']
c2. ]0.60-0.80] : ['a03', 'a07', 'a11', 'a14', 'a20', 'a29',
                  'a32', 'a33', 'a37', 'a39', 'a41', 'a42']
c3. ]0.40-0.80] : ['a08', 'a17', 'a19']
c4. ]0.20-0.80] : ['a49']
c5. ]0.40-0.60] : ['a01', 'a02', 'a05', 'a06', 'a09', 'a16', 'a18',
                  'a21', 'a24', 'a27', 'a28', 'a30', 'a31', 'a35',
                  'a36', 'a40', 'a46', 'a47', 'a48', 'a50']
c6. ]0.20-0.60] : ['a04', 'a43']
c7. ]0.20-0.40] : ['a10', 'a12', 'a13', 'a15', 'a23',
                  'a25', 'a26', 'a34', 'a38', 'a45']
c8. ] < -0.40] : ['a44']
```



Symbol legend

- └ outranking for certain
- + more or less outranking
- ' ' indeterminate
- more or less outranked
- ⊥ outranked for certain

Sparse digraph *bg*:
Actions : 50
Criteria : 7
Sorted by : 5-Tiling
Ranking rule :
Copeland
Components : 8
Minimal order : 1
Maximal order : 20
Average order : 6.2
fill rate : **24.9%**
correlation : **+0.789**

q -tiles local ranking algorithm

1. **Input:** the outranking digraph $\mathcal{G}(X, \succsim)$, a partition P of k linearly ordered decreasing parts of X obtained by the q -sorting algorithm, and an empty list \mathcal{R} .
2. **For each** quantile class $q_i \in P$, $i = 1, \dots, k$:
 - if $\#(q_i) > 1$:
 - $R_i \leftarrow$ **locally rank** q_i in $\mathcal{G}_{|q_i}$
(if ties, render alphabetic order of action keys)
 - else:
 - $R_i \leftarrow q_i$
 - append** R_i to \mathcal{R}
3. **Output:** \mathcal{R}

q -tiles local ranking algorithm – Comments

1. The **complexity** of the q -tiles local ranking algorithm is **linear** in the number k of components resulting from a q -tiles sorting which contain more than one action.
2. Two local ranking rules are scalable to big outranking digraphs: **Copeland's and Net-flows' rule**; both of complexity $\mathcal{O}(\#(q_i)^2)$ on each q_i restricted outranking digraph $\mathcal{G}_{|q_i}$.
3. In case of local **ties** (very similar evaluations for instance), the **local ranking** procedure will render these actions in increasing **alphabetic ordering** of the action keys.
4. The resuting global ranking is stored in the **boostedRanking** attribute.

21 / 42

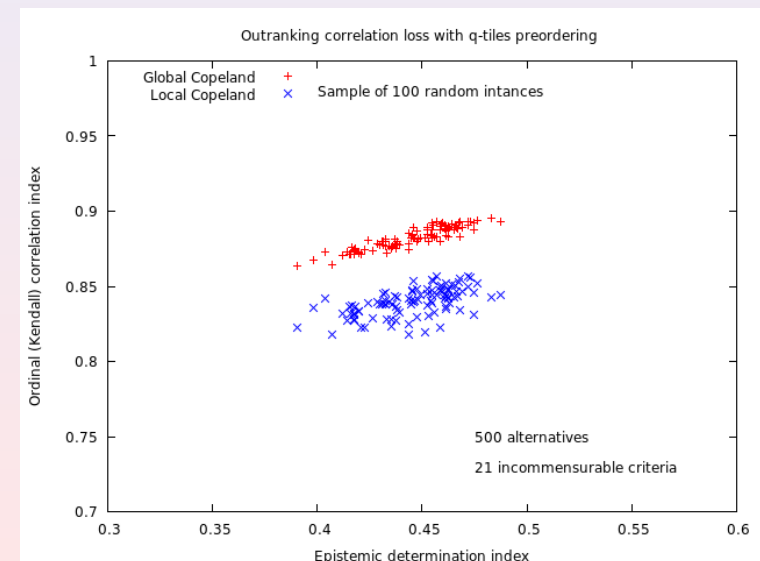
22 / 42

Variable access to adjacency table entries

```
def relation(self,x,y):
    """
    Functional retrieval of the outranking
    characteristic *r(x S y)*.
    """
    Min = self.valuationdomain['min']
    Med = self.valuationdomain['med']
    Max = self.valuationdomain['max']
    if x == y:
        return Med
    cx = self.actions[x]['component']
    cy = self.actions[y]['component']
    if cx == cy:
        return self.components[cx]['subGraph'].relation[x][y]
    elif self.components[cx]['rank'] \
        < self.components[cy]['rank']:
        return Max
    else:
        return Min
```

Only the outranking relation table of each component is stored, leading to a more or less **low fillrate** of the sparse outranking digraph.

Standard versus 50-tiled sparse outranking digraphs



24 / 42

Contents

1. Pre-ranking a q -tiled performance tableau

How to rank a big performance tableau ?

q -tiling a performance tableau

Properties of the q -tiles sorting

2. Sparse outranking digraphs

Pre-ranking the q -tiles sorting result

The PreRankedOutrankingDigraph class

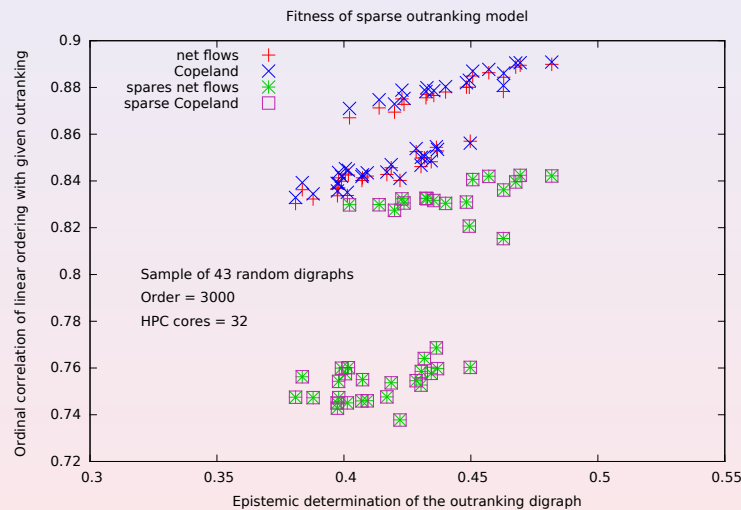
The q -tiles local ranking algorithm

3. HPC-ranking a big performance tableau

Multithreading the sorting&ranking procedure

Ranking Performance using the UL HPC clusters

Profiling the HPC sorting&ranking procedure



Both, the *NetFlows* and *Copeland*'s, ranking rules are **equally efficient** on the sparse outranking digraph. The **quality** of the sparse model based linear ranking is depending on the **model** of the random performance tableaux, but **not** on its actual order.

26 / 42

Multithreading the q -tiles sorting & ranking procedure

- Following from the **separability** property of the **q -tiles sorting** of each action into each q -tiles class, the q -sorting algorithm may be **safely split** into as much threads as are **multiple processing** cores available in parallel.
- Furthermore, the **ranking** procedure being local to each diagonal component, these procedures may hence be safely processed in **parallel threads** on each restricted outranking digraph $\mathcal{G}_{|q_i}$.

Generic algorithm design for parallel processing

```
from multiprocessing import Process, active_children
class myThread(Process):
    def __init__(self, threadID, ...):
        Process.__init__(self)
        self.threadID = threadID
    ...
    def run(self):
        ... task description
        ...

nbrOfJobs = ...
for job in range(nbrOfJobs):
    ... pre-threading tasks per job
    print('iteration = ', job+1, end=" ")
    splitThread = myThread(job, ...)
    splitThread.start()
while active_children() != []:
    pass
print('Exiting computing threads')
for job in range(nbrOfJobs):
    ... post-threading tasks per job
```

Choosing the right HPC granularity ?

With k single threaded CPUs, is it more efficient:

- to run k simple jobs in parallel ?
- to run in parallel a smaller number of complex jobs ?
- to align the numbers of parallel jobs and tasks to k ?
- to start more parallel threads than available cores ?
- to feed k parallel workers with a shared tasks queue ?
- to split the HPC program in several separate run executables ?

Gaia-80 November 2016 ranking record

```
bisdorff@bisdorff-PC: ~
Results with 118 cores on gaia-80, seed=105
model: Obj, equiojectives, ('beta', 'variable', None)
Tue Nov 22 07:47:17 2016
perfTab: 625.210357 sec., 5053959984 bytes
*----- show short -----*
Instance name      : random30jectivesPerfTab_mp
# Actions          : 2500000
# Criteria         : 21
Sorting by        : 500-Tiling
Ordering strategy  : average
Local ranking rule : Copeland
# Components      : 200499
Minimal size      : 1
Maximal order     : 543
Average order     : 12.5
Fill rate         : 0.008%
*-- Constructor run times (in sec.) --*
# Threads         : 118
Total time        : 10604.06302
QuantilesSorting  : 6221.00685
Preordering       : 854.70296
Decomposing       : 3528.33810
Ordering          : 0.00007
0 15:37:30 rbisdorff@access(gaia-cluster) Gaia80 $
```

10604 sec. = 176 min. 44 sec. = 2h. 56 min. 44 sec. \approx 3h.

29 / 42

30 / 42

HPC performance measurements HPC shool 2017

digraph order	#c.	standard model t_g sec.	τ_g	#c.	sparse model t_{bg}	τ_{bg}
1 000	118	6"	+0.88	8	4"	+0.83
2 000	118	15"	+0.88	8	9"	+0.83
2 500	118	27"	+0.88	8	14"	+0.83
10 000				118	13"	
15 000				118	22"	
25 000				118	39"	
50 000				118	2'	
100 000	(size =	10^{10})		118	5'	(fill rate = 0.223%)
1 000 000	(size =	10^{12})		118	1h17'	(fill rate = 0.049%)
1 732 051	(size =	3×10^{12})		118	3h09'	(fill rate = 0.038%)
2 236 068	(size =	5×10^{12})		118	4h50'	(fill rate = 0.032%)

Legend:

- #c. = number of cores;
- g : standard outranking digraph, bg : the sparse outranking digraph;
- t_g , resp. t_{bg} , are the corresponding constructor run times;
- τ_g , resp. τ_{bg} are the ordinal correlation of the Copeland ordering with the given outranking relation.

New performance measurements Spring 2018

\approx^q order	outranking relation size	q	fill rate	nbr. cores	run time
5 000	25×10^6	4	0.005%	28	0.5"
10 000	1×10^8	4	0.001%	28	1"
100 000	1×10^{10}	5	0.002%	28	10"
1 000 000	1×10^{12}	6	0.001%	64	2'
3 000 000	9×10^{12}	15	0.004%	64	13'
6 000 000	36×10^{12}	15	0.002%	64	41'

These run times are achieved both:

- on the Iris -skylake nodes with 28 cores,
- on the 3TB -bigmem Gaia-183 node with 64 cores, and
- running cythonized python modules in an Intel compiled virtual Python 3.6.5 environment [GCC Intel(R) 17.0.1 -enable-optimizations c++ 6.3 mode] on Debian 8 linux.

31 / 42

32 / 42

Successful actions for enhancing the performances - 1

Algorithmic refinements: The pre-ranking quantiles sorting algorithm may be further optimized, reducing considerably the fill rate of the sparse outranking digraphs.

```
>>> # same performance tableau t
>>> bg = PreRankedOutrankingDigraph(t,\
    quantiles=5,LowerClosed=False,\
    quantilesOrderingStrategy='optimal')
>>> bg
*----- Object instance description -----*
Instance class : PreRankedOutrankingDigraph
Instance name  : randomperftab_pr
# Actions      : 50
# Criteria     : 7
Sorting by     : 5-Tiling
Ordering strategy : optimal
Ranking rule    : Copeland
# Components    : 37
Minimal order   : 1
Maximal order   : 4
Average order   : 1.4
fill rate       : 1.633%
Correlation     : +0.706
```

Optimal quantiles ordering criteria when x sorted into quantile classes $[q^{k-1}, q^{k+r}]$, where $r = 0, 1, \dots$

1) **average of low and high** limits: $q^{k-1} + q^{k+r}$,

2) **high** quantile limit: q^{k+r} ,

3) **average** outranking low and high limits: $r(q^{k-1} \prec x) + r(q^{k+r} \prec x)$, and

4) **outranking high** limit: $r(q^{k+r} \prec x)$.

Optimal quantiles ordering with cPython

```
>>> tp1 = Random3ObjectivesPerformanceTableau(\
    numberOfActions=5000,numberOfCriteria=21)
>>> tp2 = tp1.convert2BigData()
>>> from cSparseIntegerOutrankingDigraphs import *
>>> qr = cQuantilesRankingDigraph(tp2,5,Threading=True,nbrOfCPUs=8)
>>> qr
*----- Object instance description -----*
Instance class      : cQuantilesRankingDigraph
Instance name       : bgd_random3ObjectivesPerfTab_mp
# Actions           : 5000 # Criteria           : 21
Sorting by          : 5-Tiling
Ordering strategy   : optimal
Ranking rule        : Copeland
# Components        : 4632
Minimal order       : 1
Maximal order       : 9
Average order       : 1.1
fill rate           : 0.004%
---- Constructor run times (in sec.) ----
# Threads           : 8
Total time          : 1.03086
QuantilesSorting    : 0.69641
q-tiles ordering     : 0.04400
local ranking       : 0.29038
```

Global ranking
○○○○
○○○○○○
○○

Sparse outranking digraphs
○○○○
○○○○○○
○○○○○○

HPC ranking
○○○○
○○○
○○●○○○○○

Conclusion
○○

Global ranking
○○○○
○○○○○○○
○○

Sparse outranking digraphs
○○○○
○○
○○○○○○

HPC ranking
○○○○
○○○
○○○●○○○○

Conclusion
○○

Successful actions for enhancing the performances - 2

- **Algorithmic refinements:** The pre-ranking quantiles sorting algorithm was further optimized, reducing considerably the fill rate of the sparse outranking digraphs;
- **Reducing the size of python data objects:** A special bigData performance tableau model with integer dictionary keys and float evaluations is used for optimized Cython and C compiler variable typing;

Reducing the size of python data objects

- tp1** Standard Random 3 Objectives performance tableau instance with 5000 decision actions and 21 performance criteria: $size(tp1) = 3\,602\,132$ Bytes.
- tp2** Same BigData Random 3 Objectives performance tableau instance: $size(tp2) = 1\,398\,365$ Bytes.
- bg1** Standard pre-ranked outranking digraph instance generated from tp1: $size(bg1) = 9\,471\,896$ Bytes.
- bg2** BigData pre-ranked outranking digraph instance generated from tp2: $size(bg2) = 1\,791\,755$ Bytes.

Efficient Cython inline function declaration with variable typing

```
cdef inline int _localConcordance(float d, float ind, float wp, float p):
    """ None = -1.0 """
    if p > -1.0:
        if d <= -p:
            return -1
        elif ind > -1.0:
            if d >= -ind:
                return 1
            else:
                return 0
        elif wp > -1.0:
            if d > -wp:
                return 1
            else:
                return 0
        else:
            if d < 0.0:
                return -1
            else:
                return 1
    else:
```

37 / 42

Successful actions for enhancing the performances - 3

- **Algorithmic refinements:** The pre-ranking quantiles sorting algorithm was further optimized, reducing considerably the fill rate of the sparse outranking digraphs;
- **Reducing the size of python data objects:** A special bigData performance tableau model with integer dictionary keys and float evaluations is used for optimized Cython and C compiler variable typing;
- **Efficient sharing of static data:** Global python variables allow to efficiently communicate static data objects to parallel threads when using -bigmem nodes;

38 / 42

Successful actions for enhancing the performances - 4

- **Algorithmic refinements:** The pre-ranking quantiles sorting algorithm was further optimized, reducing considerably the fill rate of the sparse outranking digraphs;
- **Reducing the size of python data objects:** A special bigData performance tableau model with integer dictionary keys and float evaluations is used for optimized Cython and C compiler variable typing;
- **Efficient sharing of static data:** Global python variables allow to efficiently communicate static object data to parallel threads when using -bigmem nodes;
- **Using a multiprocessing tasks queue:** Sorting tasks in decreasing durations and using an automatic multithreading mechanism (see the *multiprocessing python3 documentation*)

39 / 42

Using a multiprocessing tasks queue

```
with TemporaryDirectory(dir=tempDir) as tempDirName:
    ## tasks queue and workers launching
    NUMBER_OF_WORKERS = nbrOfCPUs
    tasksIndex = [(i, len(decomposition[i][1])) for i in range(nc)]
    tasksIndex.sort(key=lambda pos: pos[1], reverse=True)
    TASKS = [(Comments, (pos[0], nc, tempDirName)) for pos in tasksIndex]
    task_queue = Queue()
    for task in TASKS:
        task_queue.put(task)
    for i in range(NUMBER_OF_WORKERS):
        Process(target=_worker, args=(task_queue,)).start()
    if Comments:
        print('started')
    for i in range(NUMBER_OF_WORKERS):
        task_queue.put('STOP')

    while active_children() != []:
        pass
    if Comments:
        print('Exit %d threads' % NUMBER_OF_WORKERS)
```

40 / 42

Concluding ...

- We implement a sparse outranking digraph model coupled with a linearly ordering algorithm based on quantiles-sorting & local-ranking procedures;
- Global ranking result fits apparently well with the given outranking relation;
- Independent sorting and local ranking procedures allow effective multiprocessing strategies;
- Efficient **scalability** allows hence the **linear ranking of very large sets** of potential decision actions (**millions of nodes**) graded on multiple incommensurable criteria;
- Good perspectives for further optimization with cPython and HPC ad hoc tuning.

Further documentation resources

The cythonized Python HPC modules are freely available under the cython directory in a Digraph3 working copy.

Tutorials and technical documentation + source code listings may be consulted on:

- <https://digraph3.readthedocs.io/en/latest/>