

Unifying Microscopic and Continuum Treatments of van der Waals and Casimir Interactions

Prashanth S. Venkataram,¹ Jan Hermann,² Alexandre Tkatchenko,^{2,3} and Alejandro W. Rodriguez¹

¹*Department of Electrical Engineering, Princeton University, Princeton, New Jersey 08544, USA*

²*Fritz-Haber-Institut der Max-Planck-Gesellschaft, Faradayweg 4–6, 14195 Berlin, Germany*

³*Physics and Materials Science Research Unit, University of Luxembourg, L-1511 Luxembourg, Luxembourg*

(Received 25 January 2017; revised manuscript received 20 April 2017; published 29 June 2017)

We present an approach for computing long-range van der Waals (vdW) interactions between complex molecular systems and arbitrarily shaped macroscopic bodies, melding atomistic treatments of electronic fluctuations based on density functional theory in the former with continuum descriptions of strongly shape-dependent electromagnetic fields in the latter, thus capturing many-body and multiple scattering effects to all orders. Such a theory is especially important when considering vdW interactions at mesoscopic scales, i.e., between molecules and structured surfaces with features on the scale of molecular sizes, in which case the finite sizes, complex shapes, and resulting nonlocal electronic excitations of molecules are strongly influenced by electromagnetic retardation and wave effects that depend crucially on the shapes of surrounding macroscopic bodies. We show that these effects together can modify vdW interaction energies and forces, as well as molecular shapes deformed by vdW interactions, by orders of magnitude compared to previous treatments based on Casimir-Polder, nonretarded, or pairwise approximations, which are valid only at macroscopically large or atomic-scale separations or in dilute insulating media, respectively.

DOI: [10.1103/PhysRevLett.118.266802](https://doi.org/10.1103/PhysRevLett.118.266802)

Van der Waals (vdW) interactions play an essential role in noncovalent phenomena throughout biology, chemistry, and condensed-matter physics [1–3]. It has long been known that vdW interactions among a system of polarizable atoms are not pairwise additive but instead strongly depend on geometric and material properties [2,4,5]. However, only recently developed theoretical methods have made it possible to account for short-range quantum interactions in addition to long-range many-body screening in molecular ensembles [3,6–15], demonstrating that nonlocal many-body effects cannot be captured by simple, pairwise-additive descriptions; these calculations typically neglect electromagnetic retardation effects in molecular systems. Simultaneously, recent theoretical and experimental work has characterized dipolar Casimir-Polder (CP) interactions between macroscopic metallic or dielectric objects and atoms, molecules, or Bose-Einstein condensates, further extending to nonzero temperatures, dynamical situations, and fluctuations in excited states (as in so-called Rydberg atoms) [16–25]. Yet, while theoretical treatments have thus far accounted for the full electrodynamic response of macroscopic bodies (including retardation), they often treat molecules as point dipoles of some effective bulk permittivities or as collections of noninteracting atomic dipoles, ignoring finite size and other many-body electromagnetic effects.

In this Letter, motivated by the aforementioned theoretical developments [1,16–18,24–28], we describe an approach that seamlessly connects atomistic descriptions of large molecules to continuum descriptions of arbitrary macroscopic bodies, characterizing their mutual vdW interactions. In particular, while molecules in proximity

with macroscopic objects require atomistic descriptions of the latter, and large molecules far from macroscopic objects require consideration of contributions from vibrational (in addition to electronic) resonances to the vdW interaction energy, we focus on a mesoscopic regime involving molecular sizes and separations on the order of 1–100 nm, where macroscopic objects can be treated continuously for the purposes of computing electromagnetic field responses (and molecular vibrational resonances can be neglected), yet electromagnetic retardation in conjunction with the finite sizes, nontrivial shapes, and nonlocal electronic correlations of large molecules need to be self-consistently considered to accurately characterize vdW interactions. We specifically investigate interactions among various large molecules and gold surfaces, and show that the effect of nonlocal polarization correlations, encapsulated in the ratio of retarded, many-body (RMB) to pairwise vdW energies (or forces), causes relative deviations from pairwise treatments ranging from 20% to over 3 orders of magnitude. Further quantitative differences of over an order of magnitude, along with additional qualitative deviations when considering vdW-driven deformations of elongated molecules above conducting surfaces, are observed when retardation or finite-size effects are neglected.

Our work is based on an equation for the long-range dispersive vdW energy of a system of polarizable bodies, consisting of N microscopic bodies (molecules), labeled by k and described by electric susceptibilities \mathbb{V}_k , and a collection of continuum bodies (an environment) described by a collective, macroscopic susceptibility \mathbb{V}_{env} , displayed schematically in Fig. 1. The energy of such a collection of

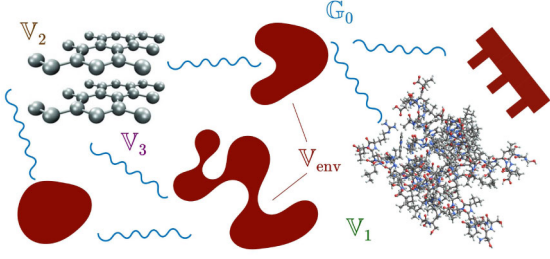


FIG. 1. Schematic of molecular bodies described by electric susceptibilities \mathbb{V}_n in the vicinity of and interacting with macroscopic bodies described by a collective susceptibility \mathbb{V}_{env} , where the interactions are mediated by vacuum electromagnetic fields \mathbb{G}_0 .

bodies can be obtained from the scattering framework [29] and written as an integral over imaginary frequency $\omega = i\xi$,

$$\mathcal{E} = \frac{\hbar}{2\pi} \int_0^\infty d\xi \ln[\det(\mathbb{T}_\infty \mathbb{T}^{-1})], \quad (1)$$

in terms of T operators that depend on the bodies' susceptibilities as well as on the homogeneous electric Green's function $\mathbb{G}_0(i\xi, \mathbf{x}, \mathbf{x}') = [\nabla \otimes \nabla - (\xi^2/c^2)\mathbb{I}][e^{-\xi|\mathbf{x}-\mathbf{x}'|/c}/4\pi|\mathbf{x}-\mathbf{x}'|]$ (including retardation) mediating electromagnetic interactions; they encode the scattering properties of the various bodies, and are given by

$$\mathbb{T} = [\mathbb{I} - (\mathbb{V} + \mathbb{V}_{\text{env}})\mathbb{G}_0]^{-1}(\mathbb{V} + \mathbb{V}_{\text{env}}),$$

where $\mathbb{V} = \sum_k \mathbb{V}_k$, $\mathbb{T}_\infty = \mathbb{T}_{\text{env}} \prod_k \mathbb{T}_k$, written in terms of $\mathbb{T}_{k(\text{env})} = (\mathbb{I} - \mathbb{V}_{k(\text{env})}\mathbb{G}_0)^{-1}\mathbb{V}_{k(\text{env})}$, encodes the scattering response of the bodies in isolation from one another [29]. Though this framework treats molecular and macroscopic susceptibilities equally, since microscopic and macroscopic bodies are assumed to be disjoint, it is more efficient to partition the T operators into blocks belonging to either molecules or macroscopic objects, allowing a trace over the macroscopic degree(s) of freedom (d.o.f.). The definitions of $\mathbb{T}_{k(\text{env})}$ imply $\mathbb{T}_{k(\text{env})}^{-1} = \mathbb{V}_{k(\text{env})}^{-1} - \mathbb{G}_0$, which means that the relevant T operators can be written as

$$\mathbb{T}^{-1} = \begin{bmatrix} \mathbb{T}_{\text{mol}}^{-1} & -\mathbb{G}_0 \\ -\mathbb{G}_0 & \mathbb{T}_{\text{env}}^{-1} \end{bmatrix}, \quad \mathbb{T}_\infty = \begin{bmatrix} \mathbb{T}_{\text{mol},\infty} & 0 \\ 0 & \mathbb{T}_{\text{env}} \end{bmatrix}, \quad (2)$$

thus partitioning the molecular and macroscopic (environmental) d.o.f. These depend on the molecular T operators

$$\mathbb{T}_{\text{mol}}^{-1} = \begin{bmatrix} \mathbb{T}_1^{-1} & -\mathbb{G}_0 & \dots & -\mathbb{G}_0 \\ -\mathbb{G}_0 & \mathbb{T}_2^{-1} & \dots & -\mathbb{G}_0 \\ \vdots & \vdots & \ddots & \vdots \\ -\mathbb{G}_0 & -\mathbb{G}_0 & \dots & \mathbb{T}_N^{-1} \end{bmatrix}, \quad (3)$$

with $\mathbb{T}_{\text{mol},\infty} = \prod_k \mathbb{T}_k$, which are in turn partitioned into blocks for each of the N molecular bodies. Given this, the product in the determinant can be evaluated as

$$\begin{aligned} \det(\mathbb{T}_\infty \mathbb{T}^{-1}) &= \det(\mathbb{T}_{\text{mol},\infty} \mathbb{T}_{\text{mol}}^{-1}) \det(\mathbb{I} - \mathbb{G}_0 \mathbb{T}_{\text{env}} \mathbb{G}_0 \mathbb{T}_{\text{mol}}) \\ &= \det(\mathbb{T}_{\text{mol},\infty} \mathbb{T}_{\text{mol}}^{-1}) \det(\mathbb{I} - \mathbb{G}_{\text{env}} \mathbb{V}) \\ &\quad \times \det(\mathbb{I} - \mathbb{G}_0 \mathbb{V})^{-1}, \end{aligned} \quad (4)$$

where we used the property $\mathbb{G}_0 \mathbb{T}_{k(\text{env})} = (\mathbb{I} - \mathbb{G}_0 \mathbb{V}_{k(\text{env})})^{-1} - \mathbb{I}$, and consolidated the scattering properties of the macroscopic bodies into the operator $\mathbb{G}_{\text{env}} = \mathbb{G}_0(\mathbb{I} - \mathbb{V}_{\text{env}}\mathbb{G}_0)^{-1}$, which solves Maxwell's equations

$$\left(\nabla \times \nabla \times + \frac{\xi^2}{c^2} (\mathbb{I} + \mathbb{V}_{\text{env}}) \right) \mathbb{G}_{\text{env}} = -\frac{\xi^2}{c^2} \mathbb{I} \quad (5)$$

for an imaginary frequency $\omega = i\xi$, thereby encoding the macroscopic d.o.f. purely in the electric field response. Moreover, as the molecules are all disjoint, then $\det(\mathbb{T}_{\text{mol},\infty} \mathbb{T}_{\text{mol}}^{-1}) = \det(\mathbb{I} - \mathbb{G}_0 \mathbb{V}) \prod_k \det(\mathbb{I} - \mathbb{G}_0 \mathbb{V}_k)^{-1}$. Putting all of these identities together yields the following expression for the energy:

$$\mathcal{E} = \frac{\hbar}{2\pi} \int_0^\infty d\xi \ln[\det(\mathbb{M} \mathbb{M}_\infty^{-1})] \quad (6)$$

where $\mathbb{M} = \mathbb{I} - \mathbb{G}_{\text{env}} \mathbb{V}$ and $\mathbb{M}_\infty = \prod_k (\mathbb{I} - \mathbb{G}_0 \mathbb{V}_k)$.

Previous scattering treatments of Eq. (1) in Casimir physics have been restricted to continuum bodies [29], while previous microscopic fluctuation-dissipation treatments of Eq. (6) in vdW physics have been restricted to purely molecular bodies exhibiting nonretarded interactions in vacuum [8]. Having demonstrated the equivalence of Eqs. (1) and (6) for arbitrary bodies [see [30] for an alternate equivalent derivation of Eq. (6) based on the fluctuation-dissipation theorem], we accurately describe the d.o.f. of molecular and continuum bodies interacting at nanometric and larger separations by seamlessly conjoining [36] recently discussed *ab initio* electronic density descriptions of molecular responses [3,6,8,13] with state-of-the-art analytical or numerical techniques from continuum electrodynamics [1,26–28]. In particular, classical electrodynamic techniques, including scattering [29,37,38] and finite-difference [39–41] methods, can be used to solve Maxwell's equations (5) and thereby express the macroscopic field response \mathbb{G}_{env} in a convenient basis, such as incoming and outgoing propagating plane waves, as is typical of the scattering framework [29], or via localized functions, e.g., tetrahedral mesh elements, in brute-force formulations [27,38]. Microscopic bodies, on the other hand, generally require quantum descriptions, but recent work has shown that one can accurately represent their response $\mathbb{V}_k = \sum_p \alpha_p |f_p\rangle \langle f_p|$ through bases $\{|f_p\rangle\}$ of either exponentially localized (for insulators) or polynomially delocalized (for metals) functions [42], which accurately capture multipolar interactions among electronic wave functions [3,6,8,13]. The microscopic and macroscopic d.o.f., regardless of the specific choice of basis representation, come together in the operator products $\mathbb{G}\mathbb{V}_k$; when represented in the p -dimensional molecular basis $\{|f_p\rangle\}$, their block matrix elements are of the form

$$\langle f_p | \mathbb{G} \mathbb{V}_k f_q \rangle = \alpha_q \int d^3 \mathbf{x} d^3 \mathbf{x}' f_p(\mathbf{x}) \mathbb{G}(\mathbf{x}, \mathbf{x}') f_q(\mathbf{x}') \quad (7)$$

(see [30] for more details). The particular molecules we consider have finite electronic gaps, allowing accurate description of the bare response via sums over dipolar ground-state oscillator densities [5,8–10,12,14,43],

$$f_p(i\xi, \mathbf{x}) = (\sqrt{2\pi}\sigma_p(i\xi))^{-3} \exp\left(-\frac{(\mathbf{x} - \mathbf{x}_p)^2}{2\sigma_p^2(i\xi)}\right), \quad (8)$$

centered at the locations \mathbf{x}_p of each atom p , normalized such that $\int d^3\mathbf{x} f_p = 1$, and featuring a Gaussian width that, rather than being phenomenological [44,45], depends on the atomic polarizability via $\sigma_p(i\xi) = [\alpha_p(i\xi)/\sqrt{72\pi^3}]^{1/3}$ [8,46]. The isotropic atomic polarizabilities α_p are computed via density functional theory, as in recent works [8,9], which include short-range electrostatic, hybridization, and quantum exchange effects.

The log-determinant formula for the energy (6), for any basis representation of \mathbb{M} and \mathbb{M}_∞ , includes retardation by construction and accounts for many-body screening and multiple scattering to all orders, thereby ensuring full consideration of finite-size, complex shape effects, and collective polarization excitations owing to long-range electromagnetic interactions. We demonstrate the importance of all of these effects by comparing vdW energies (or forces) obtained from Eq. (6) to those from pairwise or other approximate treatments in a number of configurations, consisting of one or two molecules above either a gold half-space or a conical gold tip. While the Green's function of the half-space can be computed analytically [47], the latter is computed using brute-force numerical techniques [1,26–28], with the dielectric function of gold taken from [16]. We specifically study a C_{500} -fullerene of radius 1 nm, a 250-atom 30-nm-long linear carbyne wire, and a 1944-atom-large $2.6 \times 2.9 \times 5.5$ -nm protein associated with human Huntington's disease [48–50].

We further compare the RMB energy from Eq. (6) to typical approximations used in the literature: the non-retarded vdW energy \mathcal{E}_0 , obtained by evaluating Eq. (6) with \mathbb{G}_0 and \mathbb{G}_{env} replaced by their respective quasistatic ($c \rightarrow \infty$) responses, and the CP energy,

$$\mathcal{E}_{CP} = -\frac{\hbar}{2\pi} \int_0^\infty d\xi \text{Tr} \left[\alpha \mathbb{G}_{\text{env}} \left(\mathbb{1} + \frac{1}{2} \alpha \mathbb{G}_{\text{env}} \right) \right], \quad (9)$$

which ignores finite-size effects by instead contracting the dressed susceptibility of the molecular ensemble into effective dipolar polarizabilities,

$$\alpha = \bigoplus_k \sum_{p,q} \langle f_p | (\mathbb{1} - \mathbb{V}_k \mathbb{G}_0)^{-1} \mathbb{V}_k f_q \rangle,$$

thus neglecting higher-order many-body interactions among the different molecules and surfaces. Finally, we define a pairwise interaction energy,

$$\mathcal{E}_{\text{PWS}} = -\frac{\hbar}{2\pi} \int_0^\infty d\xi \text{Tr} \left[\sum_k \mathbb{V}_k \mathbb{G}_{\text{env}} \left(\mathbb{1} + \frac{1}{2} \sum_{l \neq k} \mathbb{V}_l \mathbb{G}_{\text{env}} \right) \right] \quad (10)$$

which, as in Eq. (9), is obtained as a lowest-order expansion of Eq. (6) in the scattering; this captures both finite size

and retardation but ignores all high-order many-body interactions, with the sums over k, l running over either individual or pairs of molecules. When comparing nonretarded and CP energies to their corresponding pairwise approximations, it suffices to take the quasistatic limit in Eq. (10) or to let $(\mathbb{1} - \mathbb{V}_k \mathbb{G}_0)^{-1} \rightarrow \mathbb{1}$ for the effective polarizability α in Eq. (9), respectively.

Figure 2(a) shows the RMB to pairwise energy ratio $\mathcal{E}/\mathcal{E}_{\text{PWS}}$ of various configurations (insets), with the fullerene interaction (blue line) found to vary only slightly, attaining a maximum of 1.16 at $z \approx 10$ nm; such a small discrepancy stems from the small size and isotropic shape of the fullerene, which limits possible nonlocal correlations in its polarization response. Even weaker relative correlations are observed in the case of the protein (green line), which—despite its greater size, number of atoms, and chemical complexity—has a reduced response compared to semimetallic carbon allotropes [8,9]. To separate the various many-body effects, the inset of Fig. 2 compares the RMB power law $\partial \ln(\mathcal{E})/\partial \ln(z)$ of the fullerene interaction to its counterparts when neglecting either finite size or retardation. As expected, both

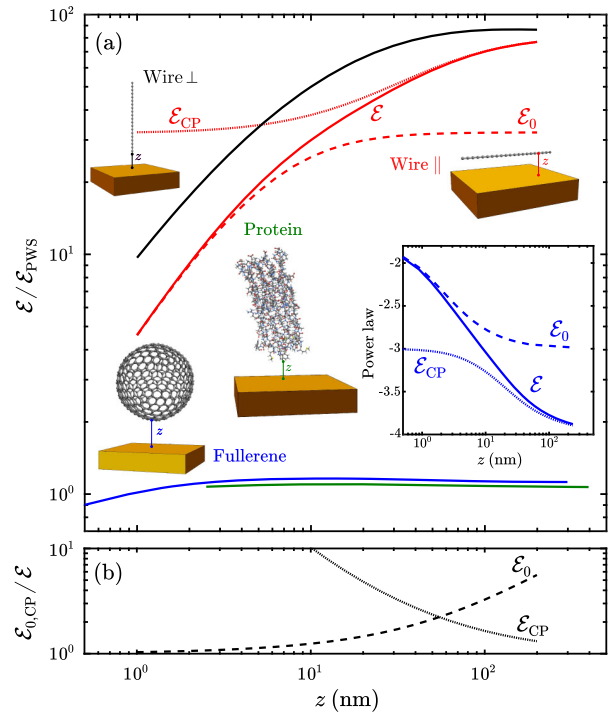


FIG. 2. (a) Energy ratio $\mathcal{E}/\mathcal{E}_{\text{PWS}}$ versus z for a fullerene (solid blue), protein (solid green), or wire in the parallel (solid red) and perpendicular (solid black) orientations, above the gold plate; \mathcal{E}_{PWS} is the energy obtained by a pairwise approximation defined in (10). Also shown are the predictions of both CP (dotted red) and nonretarded (dashed red) approximations for the case of a parallel wire. Inset: power law $\partial \ln(\mathcal{E})/\partial \ln(z)$ (solid blue) of the fullerene-plate system with respect to z , compared to both CP (dotted blue) and nonretarded (dashed blue) approximations. (b) CP \mathcal{E}_{CP} (dotted black) and nonretarded \mathcal{E}_0 (dashed black) energies of a perpendicular carbyne wire separated from a gold plate by a vertical distance z , normalized to the RMB energy \mathcal{E} of Eq. (6), as a function of z .

approximations become accurate in their corresponding regimes of validity, with the power law asymptoting to -4 and -1.9 at large and small z , respectively, but fail in the intermediate, mesoscopic regime $z \approx 10$ nm. Even larger discrepancies arise in the case of the wire, whose large size and highly anisotropic shape support long-wavelength collective fluctuations. For the parallel wire [Fig. 2(a)] (red lines), the corresponding energy ratios behave differently in that the effect of screening is strongest in the quasistatic limit, which greatly dampens many-body excitations relative to pairwise approximations and, hence, leads to smaller non-retarded energy ratios; in contrast, by construction CP ignores many-body interactions with the surface and thus screening has a much weaker impact relative to the pairwise approximation, leading to larger CP energy ratios. At intermediate $z \approx 10$ nm of the order of the wire length, $\mathcal{E}/\mathcal{E}_{PWS} \approx 30$, with the approximate energy ratios deviating by 20%. Similar results are observed in the case of a wire in the perpendicular orientation (black lines), with the pairwise energy leading to slightly larger discrepancies at short separations due to the screening and decreasing impact of atoms farther away from the plate. We further find that the absolute values of both \mathcal{E}_0 (dashed black) and \mathcal{E}_{CP} (dotted black) for the perpendicular wire overestimate \mathcal{E} by factors of over 2 [Fig. 2(b)] for $z > 10$ nm, due to the slower decay of the Green's function in the former and lack of screening over the length (or modes) of the wire in the latter.

We now investigate the mutual vdW interactions among two fullerenes or parallel wires oriented either parallel or perpendicular to the gold plate [Fig. 3], focusing primarily on horizontal separations d on the order of molecular sizes, where many-body and finite size effects are strongest. Especially in the case of two wires, the pairwise approximation is shown to fail by many orders of magnitude, with the largest energy ratios occurring at asymptotically large z , i.e., for two molecules in vacuum, while at small z a decreasing ratio reflects the dominant interactions (and screening) of the individual molecules with the plate. The transition and competition between the two limiting behaviors occurs at mesoscopic $z \sim d$, and is more clearly visible from the plots in Fig. 3(lower inset), which show $\mathcal{E}/\mathcal{E}_{PWS}$ versus d at several values of z . In particular, in the case of parallel wires at mesoscopic $z = 10$ nm, the competition leads to a nonmonotonic energy ratio, with a maximum ratio of 70 occurring at intermediate $d \approx 3$ nm. Comparisons against nonretarded and CP approximations illustrate behaviors similar to the previous case of a single wire, with each under- or overestimating the ratios by approximately 20% or 30%, respectively. Also shown in Fig. 3(upper inset) is the ratio of the physically observable horizontal force $F_y = -\partial\mathcal{E}/\partial y$ on the wires to its pairwise counterpart, plotted against z for parallel wires at $d = 10$ nm. Note that by construction, $F_{y,PWS}$ is independent of z and, thus, the system experiences an absolute decrease in the force due to the screening induced by the plate. Comparing $F_{y,0}$ and $F_{y,CP}$, we find the surprising result that in contrast to the energies of a single

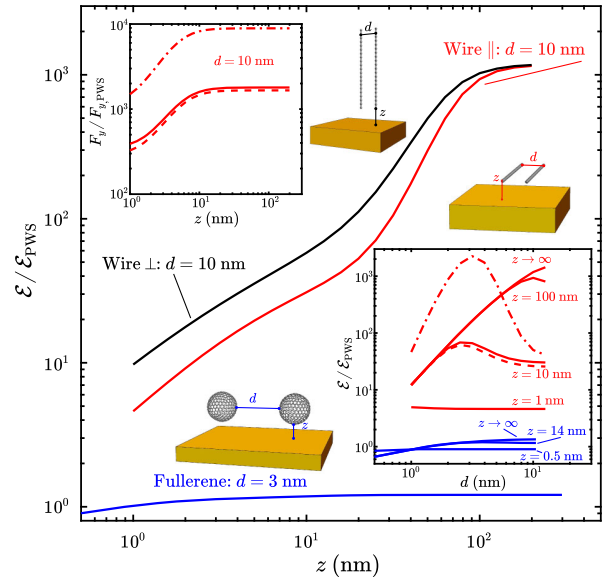


FIG. 3. Energy ratio $\mathcal{E}/\mathcal{E}_{PWS}$ versus vertical distance z for two fullerenes at fixed horizontal separation $d = 3$ nm (solid blue) or two wires at $d = 10$ nm, in either the parallel (solid red) or perpendicular (solid black) orientations, above a gold plate. Top inset: horizontal-force ratio $F_y/F_{y,PWS}$ versus z for the parallel wires at $d = 10$ nm. Bottom inset: $\mathcal{E}/\mathcal{E}_{PWS}$ versus d for the fullerenes and the parallel wires at several values of z ; also shown are the corresponding ratios obtained via CP (dot-dashed red) and non-retarded (dashed red) approximations, specifically for $z = 10$ nm.

molecule, the screening by the plate makes retardation more rather than less relevant to the force at small z , leading to an $\approx 10\%$ decrease in the force magnitude.

Finally, we consider more complex molecular and macroscopic geometries; we start with the energy of a molecule above a gold conical tip [Fig. 4(a)] by comparing it to that of a gold plate at the same vertical separation z , with \mathcal{G}_{env} in the former computed through the use of a free, surface-integral Maxwell solver, SCUFF-EM [51,52]. The finite cone has a base diameter of 54 nm and a height of 50 nm from the base to the bottom of a hemispherical tip of

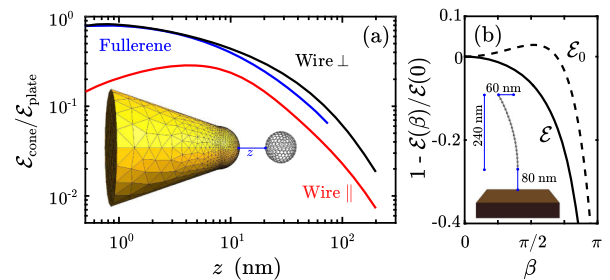


FIG. 4. (a) Energy \mathcal{E}_{cone} of either a fullerene (solid blue) or carbyne wire (solid red/black) above a gold cone, normalized to the energy \mathcal{E}_{plate} of the same molecule but separated from a gold plate by the same surface-surface vertical distance z . (b) Energy variations $1 - \mathcal{E}(\beta)/\mathcal{E}(0)$, with (solid black) or without (dashed black) retardation, for a clamped long vertical carbyne wire as a function of dimensionless curvature β . Inset schematically shows the wire shape for $\beta = 0.5$.

diameter 20 nm. The ratios decrease with increasing z as the finite molecules sample first the slope and then the finite size of the cone, leading to the dipolar limit. At small z , the fullerene and perpendicular wire interact primarily with the proximate surface of the tip, so the ratios approach 1 as in a proximity approximation. By contrast, the ratio for a parallel wire is nonmonotonic, decreasing with z at short separations because in this configuration the wire excitations in the limit $z \rightarrow 0$ still sample the finite curvature of the tip and conical slope. Next, we consider the impact of retardation on the deformation of a longer carbyne wire of length $l = 240$ nm oriented vertically at $z = 80$ nm above a perfectly conducting plane [Fig. 4(b)]. For illustration, we consider wire shapes parameterized along the wire length by the angle $\theta(s) = \pi/2 - \beta s/l$, where $\beta \geq 0$ represents a dimensionless curvature, thereby enforcing a fixed wire length and vertical slope at the bottom of the wire. We find, quite surprisingly, that while the retarded energy decreases monotonically with increasing β , as expected from a wire that curves toward the plane, the nonretarded energy exhibits the opposite behavior in the range $0 < \beta \lesssim \pi/2$, demonstrating the dramatic impact that retardation can have in this geometry; with more complex parameterizations $\theta(s)$, one could for instance study the impact of retardation on vdW-driven molecular deformations and wetting transitions near macroscopic bodies.

In conclusion, we have demonstrated a unifying approach to computing vdW interactions among molecules and macroscopic bodies that accounts for many-body and multiple-scattering effects to all orders. By comparing against commonplace pairwise, CP , and nonretarded approximations, we quantified the impact of nonlocality, finite size, and retardation on the vdW energy between molecules and either a planar or conical macroscopic body. We have consistently found larger deviations in approximate interactions for long, semimetallic molecules such as carbyne wires, whereas compact, insulating molecules such as many proteins are reasonably well described as effectively dilute dielectric particles, allowing these low-order approximations to be more valid. In the future, one might consider more complex macroscopic bodies, such as periodic gratings [17,18] that may elicit larger differences between RMB and approximate interactions even for compact biomolecules, as well as extend these results to incorporate the effects of infrared molecular resonances [16].

This material is based upon work supported by the National Science Foundation under Grant No. DMR-1454836 and by the National Science Foundation Graduate Research Fellowship Program under Grant No. DGE 1148900.

[1] L. M. Woods, D. A. R. Dalvit, A. Tkatchenko, P. Rodriguez-Lopez, A. W. Rodriguez, and R. Podgornik, *Rev. Mod. Phys.* **88**, 045003 (2016).

[2] D. Langbein, *Theory of van der Waals Attraction*, Springer Tracts in Modern Physics Vol. 72 (Springer Berlin Heidelberg, Berlin, Heidelberg, 1974).

[3] A. Tkatchenko, *Adv. Funct. Mater.* **25**, 2054 (2015).

[4] A. D. McLachlan, *Mol. Phys.* **6**, 423 (1963).

[5] M. W. Cole, D. Velegol, H.-Y. Kim, and A. A. Lucas, *Mol. Simul.* **35**, 849 (2009).

[6] A. Tkatchenko, A. Ambrosetti, and R. A. DiStasio, Jr., *J. Chem. Phys.* **138**, 074106 (2013).

[7] V. V. Gobre and A. Tkatchenko, *Nat. Commun.* **4**, 2341 (2013).

[8] R. A. DiStasio, Jr., V. V. Gobre, and A. Tkatchenko, *J. Phys. Condens. Matter* **26**, 213202 (2014).

[9] A. Ambrosetti, N. Ferri, R. A. DiStasio, Jr., and A. Tkatchenko, *Science* **351**, 1171 (2016).

[10] A. D. Phan, L. M. Woods, and T.-L. Phan, *J. Appl. Phys.* **114**, 044308 (2013).

[11] A. M. Reilly and A. Tkatchenko, *Chem. Sci.* **6**, 3289 (2015).

[12] Y. V. Shtogun and L. M. Woods, *J. Phys. Chem. Lett.* **1**, 1356 (2010).

[13] A. Ambrosetti, A. M. Reilly, R. A. DiStasio, and A. Tkatchenko, *J. Chem. Phys.* **140**, 18A508 (2014).

[14] H.-Y. Kim, J. O. Sofo, D. Velegol, M. W. Cole, and A. A. Lucas, *Langmuir* **23**, 1735 (2007).

[15] A. Tkatchenko, R. A. DiStasio, Jr., R. Car, and M. Scheffler, *Phys. Rev. Lett.* **108**, 236402 (2012).

[16] S. Y. Buhmann, S. Scheel, S. A. Ellingsen, K. Hornberger, and A. Jacob, *Phys. Rev. A* **85**, 042513 (2012).

[17] S. Y. Buhmann, V. N. Marachevsky, and S. Scheel, *Int. J. Mod. Phys. A* **31**, 1641029 (2016).

[18] H. Bender, C. Stehle, C. Zimmermann, S. Slama, J. Fiedler, S. Scheel, S. Y. Buhmann, and V. N. Marachevsky, *Phys. Rev. X* **4**, 011029 (2014).

[19] P. Thiyam, C. Persson, B. E. Sernelius, D. F. Parsons, A. Malthe-Sørensen, and M. Boström, *Phys. Rev. E* **90**, 032122 (2014).

[20] P. Barcellona, R. Passante, L. Rizzuto, and S. Y. Buhmann, *Phys. Rev. A* **93**, 032508 (2016).

[21] F. Intravaia, C. Henkel, and M. Antezza, in *Casimir Physics*, edited by D. Dalvit, P. Milonni, D. Roberts, and F. da Rosa (Springer Berlin Heidelberg, Berlin, Heidelberg, 2011), pp. 345–391.

[22] M. DeKieviet, U. D. Jentschura, and G. Łach, in *Casimir Physics*, edited by D. Dalvit, P. Milonni, D. Roberts, and F. da Rosa (Springer Berlin Heidelberg, Berlin, Heidelberg, 2011), pp. 393–418.

[23] J. F. Babb, *J. Phys. Conf. Ser.* **19**, 1 (2005).

[24] S. Y. Buhmann, *Dispersion Forces I: Macroscopic Quantum Electrodynamics and Ground-State Casimir, Casimir–Polder and van der Waals Forces* (Springer Berlin Heidelberg, Berlin, Heidelberg, 2012).

[25] S. Y. Buhmann, *Dispersion Forces II: Many-Body Effects, Excited Atoms, Finite Temperature and Quantum Friction* (Springer Berlin Heidelberg, Berlin, Heidelberg, 2012).

[26] S. G. Johnson, in *Casimir Physics*, edited by D. Dalvit, P. Milonni, D. Roberts, and F. da Rosa (Springer Berlin Heidelberg, Berlin, Heidelberg, 2011), pp. 175–218.

[27] A. W. Rodriguez, P.-C. Hui, D. P. Woolf, S. G. Johnson, M. Lončar, and F. Capasso, *Ann. Phys. (Berlin)* **527**, 45 (2015).

[28] A. W. Rodriguez, F. Capasso, and S. G. Johnson, *Nat. Photonics* **5**, 211 (2011).

- [29] S. J. Rahi, T. Emig, N. Graham, R. L. Jaffe, and M. Kardar, *Phys. Rev. D* **80**, 085021 (2009).
- [30] See Supplemental Material at <http://link.aps.org/supplemental/10.1103/PhysRevLett.118.266802> for further details on the basis representation of the Green's function as well as an alternate derivation of the vdW interaction energy based on the fluctuation-dissipation theorem, which includes Refs. [31–35].
- [31] F. S. S. Rosa, D. A. R. Dalvit, and P. W. Milonni, *Phys. Rev. A* **84**, 053813 (2011).
- [32] G. S. Agarwal, *Phys. Rev. A* **11**, 243 (1975).
- [33] T. B. MacRury and B. Linder, *J. Chem. Phys.* **58**, 5388 (1973).
- [34] J. Mahanty and B. W. Ninham, *J. Phys. A* **5**, 1447 (1972).
- [35] M. J. Renne, *Physica (Utrecht)* **56**, 125 (1971).
- [36] R. H. French *et al.*, *Rev. Mod. Phys.* **82**, 1887 (2010).
- [37] A. Lambrecht, P. A. M. Neto, and S. Reynaud, *New J. Phys.* **8**, 243 (2006).
- [38] M. T. H. Reid, J. White, and S. G. Johnson, *Phys. Rev. A* **88**, 022514 (2013).
- [39] A. Rodriguez, M. Ibanescu, D. Iannuzzi, J. D. Joannopoulos, and S. G. Johnson, *Phys. Rev. A* **76**, 032106 (2007).
- [40] A. W. Rodriguez, A. P. McCauley, J. D. Joannopoulos, and S. G. Johnson, *Phys. Rev. A* **80**, 012115 (2009).
- [41] A. P. McCauley, A. W. Rodriguez, J. D. Joannopoulos, and S. G. Johnson, *Phys. Rev. A* **81**, 012119 (2010).
- [42] X. Ge and D. Lu, *Phys. Rev. B* **92**, 241107 (2015).
- [43] A. G. Donchev, *J. Chem. Phys.* **125**, 074713 (2006).
- [44] J. Mahanty and B. W. Ninham, *J. Chem. Soc., Faraday Trans. 2* **71**, 119 (1975).
- [45] M. J. Renne, *Physica (Utrecht)* **53**, 193 (1971).
- [46] A. Mayer, *Phys. Rev. B* **75**, 045407 (2007).
- [47] L. Novotny and B. Hecht, in *Principles of Nano-Optics* (Cambridge University Press, Cambridge, England, 2006), pp. 335–362.
- [48] N. Ferguson, J. Becker, H. Tidow, S. Tremmel, T. D. Sharpe, G. Krause, J. Flinders, M. Petrovich, J. Berriman, H. Oschkinat, and A. R. Fersht, *Proc. Natl. Acad. Sci. U. S. A.* **103**, 16248 (2006).
- [49] H. M. Berman, J. Westbrook, Z. Feng, G. Gilliland, T. N. Bhat, H. Weissig, I. N. Shindyalov, and P. E. Bourne, *Nucleic Acids Res.* **28**, 235 (2000).
- [50] H. Berman, K. Henrick, and H. Nakamura, *Nat. Struct. Mol. Biol.* **10**, 980 (2003).
- [51] M. T. H. Reid and S. G. Johnson, *IEEE Trans. Antennas Propag.* **63**, 3588 (2015).
- [52] <http://homerreid.com/scuff-EM>.