

Scaling-sensitive teaching for scaling-sensitive professionalism

EASSW Milan 2015

DR. THOMAS MARTHALER & CLAUDE HAAS

UNIVERSITY OF LUXEMBOURG

**INSTITUTE FOR RESEARCH AND INNOVATION IN SOCIAL WORK, SOCIAL
PEDAGOGY AND SOCIAL WELFARE**

Backgrounds and objectives of this talk

> Background

- Ongoing project at IRISS, Uni.lu: Claude Haas and Thomas Marthaler
- Developing social theory as a “Theory of Scales”
- Teaching in BSSE (Bachelor in Social Work), class on “Political, social and legal systems”

> Objectives of this talk

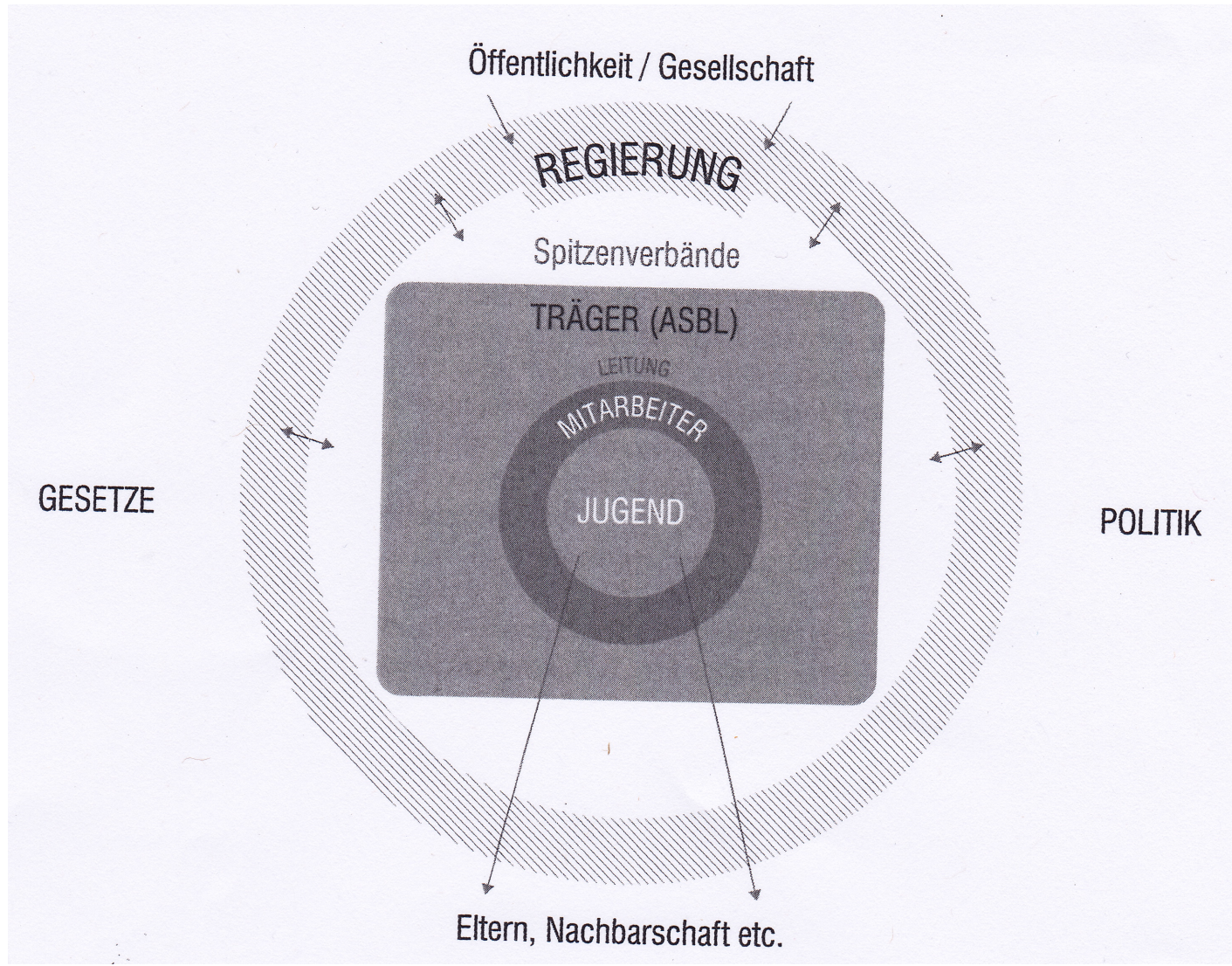
- Basics of our approach
- Assumption: teaching at University and “doing Social Work” follows the same ontological “move”
- Example: the aforementioned class: realizing scaling sensitivity in teaching for practice

Political, social and legal systems as contexts: conventional imaginations (1)

Abbildung 13: Ambient Assisted Living im institutionellen Kontext



Political, social and legal systems as contexts: Conventional Imaginations (2)



What do these images have in common?

- Each image cuts social reality into different entities, that are juxtaposed and variously micro- or magnified
- Each image being of a specific scale invents a reality of its own
- The relationalities of the authors to other persons and places are important aspects to the scale(s) deployed

More scales and more relationalities



WATER



INSIDE |

INTEGRATIVE RESEARCH UNIT
ON SOCIAL AND INDIVIDUAL
DEVELOPMENT

Preliminary conclusion and elements of a “Theory of Scales”

- SCALES: Our talking about water as well as these “systems” is a deployment of our own scales in relation to a certain materiality: It’s the moment’s singular way to “cut” reality
- RELATIVITY and RELATIONALITY: These cuttings are relative and ‘broken’ – they bear emotions, ideas, a certain materiality – and they are deployed uniquely in singular relationalities
- RELATIONAL PERSONHOOD – LIFE-WORLD-BUBBLES: persons are relational from the beginning and carry a fractal universe of scalings with them in ever new relations

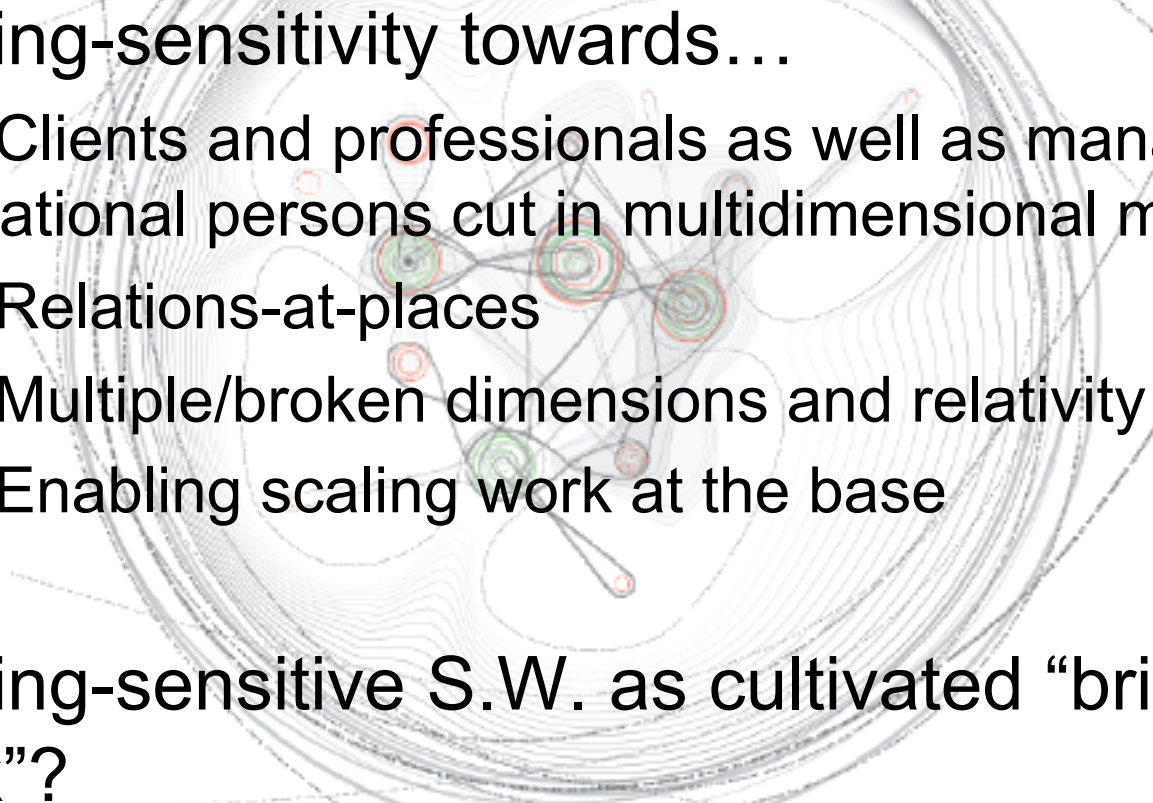
Preliminary conclusion and elements of a “Theory of Scales”

- Everywhere is “relational scaling-work”: people inventing reality (themselves included) by deploying and adjusting their scales in interaction
- What we can know about reality is by following Persons-in-relational-scaling-work-at places
- We can try to make this visible in its complexity in order to work with it

“Social Work” as “Scaling-Sensitive Practice”?

- “Social Work” (as interactional practise) basically *is* relational scaling work
- “Social Work” therefore is work with and by scalings (may this be cut as learning, support, help, control....) – basically it is about conglutinating, conventing usf. of scales
- Relationalities-at-places trigger the cutting of persons (persons-as-clients, ...-as-professionals,-as-??)

“Social Work” as “Scaling-Sensitive Practice”?

- 
- Scaling-sensitivity towards...
 - ...Clients and professionals as well as managers are relational persons cut in multidimensional manner
 - ...Relations-at-places
 - ...Multiple/broken dimensions and relativity of scales
 - ...Enabling scaling work at the base
 - Scaling-sensitive S.W. as cultivated “bricolage-work”?

The course “Political, social and legal systems” scaling-sensibly “reloaded”

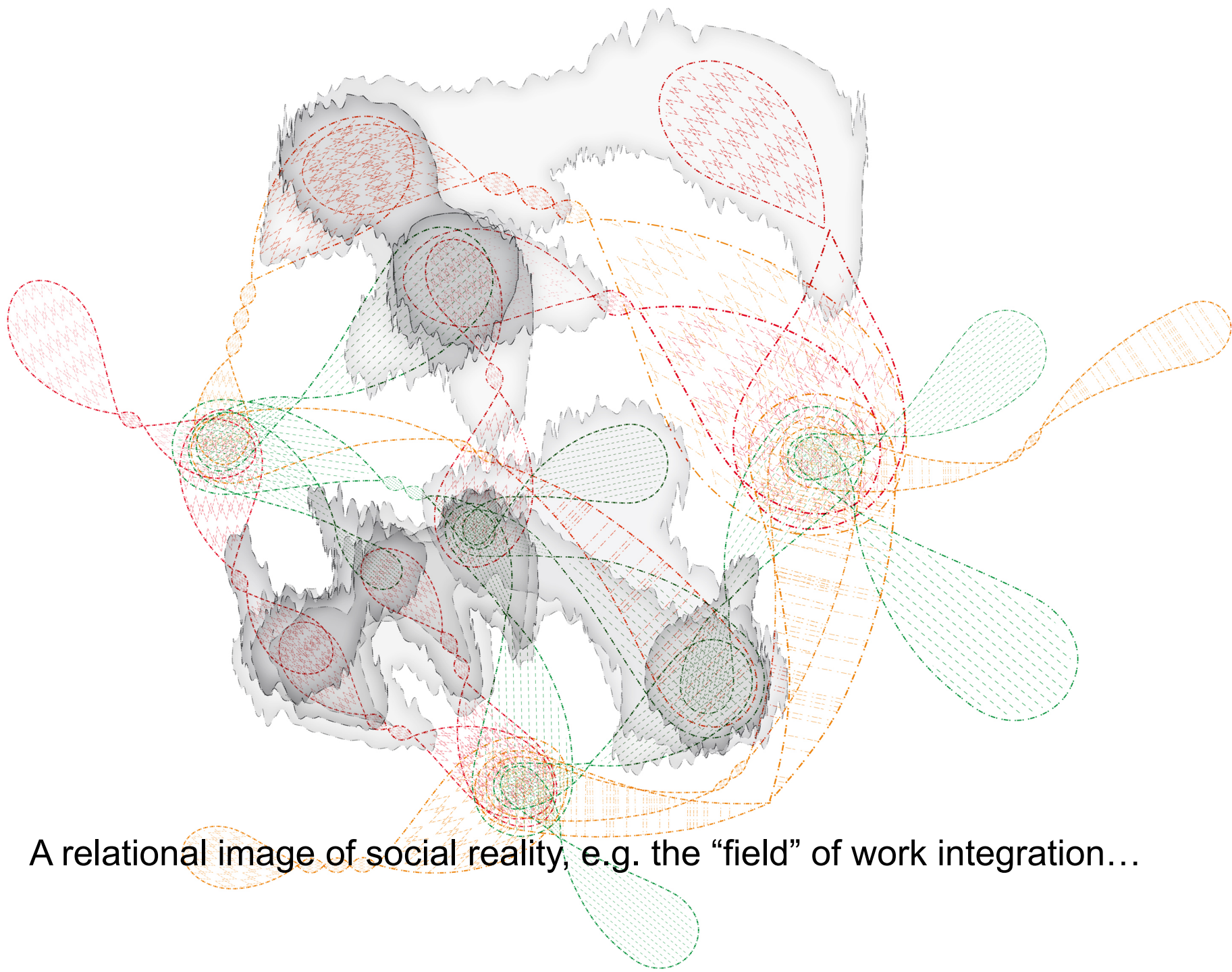
- Basic assumption: Social work “as such” as well as these systems, a certain law, human rights and university itself are like “water”
- We cannot learn about these “things” → questioning the facticity, single-dimensionality and unambiguousness of organisations, laws a.s.f.!
- We only can follow, how people at places cut reality and take into account the underlying relationalities: differences, ambiguity...
- ➔ In a relational reality there is space for creativity and “professional”/“human” considerations

The course “Political, social and legal systems” scaling-sensibly “reloaded”

- 1) Raise awareness for our own scales
- 2) Follow people at places: Interviews with people
- 3) Evaluation of these interviews: how is reality “cut”:
 - What kind of entities
 - Which size?
 - What kind of emotions?
 - In which relationalities?
- 4) Scaling work on these scalings elaborated and put into scene by student groups

Place-as-organisation-ADEM-come-scale...

Through IP at place...	As....	In relation to...
Work integr. org. (social initiative)	<ul style="list-style-type: none">• Decision-maker on number of staff• No feedback at all...	budget report
Job agency (ADEM)	<ul style="list-style-type: none">• Differentiated and more objective• Service for enterprises and unemployed....	labour-market clients
Job training center	<ul style="list-style-type: none">• Can always appear for control• As less time for people...	evaluation-tool quotas



A relational image of social reality, e.g. the “field” of work integration...

The background features a complex, abstract graphic. It consists of several sets of concentric circles in red and green, some of which are filled with a fine dotted pattern. These circles are interconnected by a network of thin, dark lines. The entire composition is overlaid on a light gray, irregular, cloud-like shape that has a textured, dotted appearance. The overall aesthetic is technical and artistic, possibly representing a network or a data visualization.

Thank you for your attention!

Looking forward to entering into interactional scaling work with you.